NAPOLEON

LEGEND® SERIES

Assembly Guide

LD425

LD425SB

LD425DSIB

LD365

LD365SB

LD365DSIB

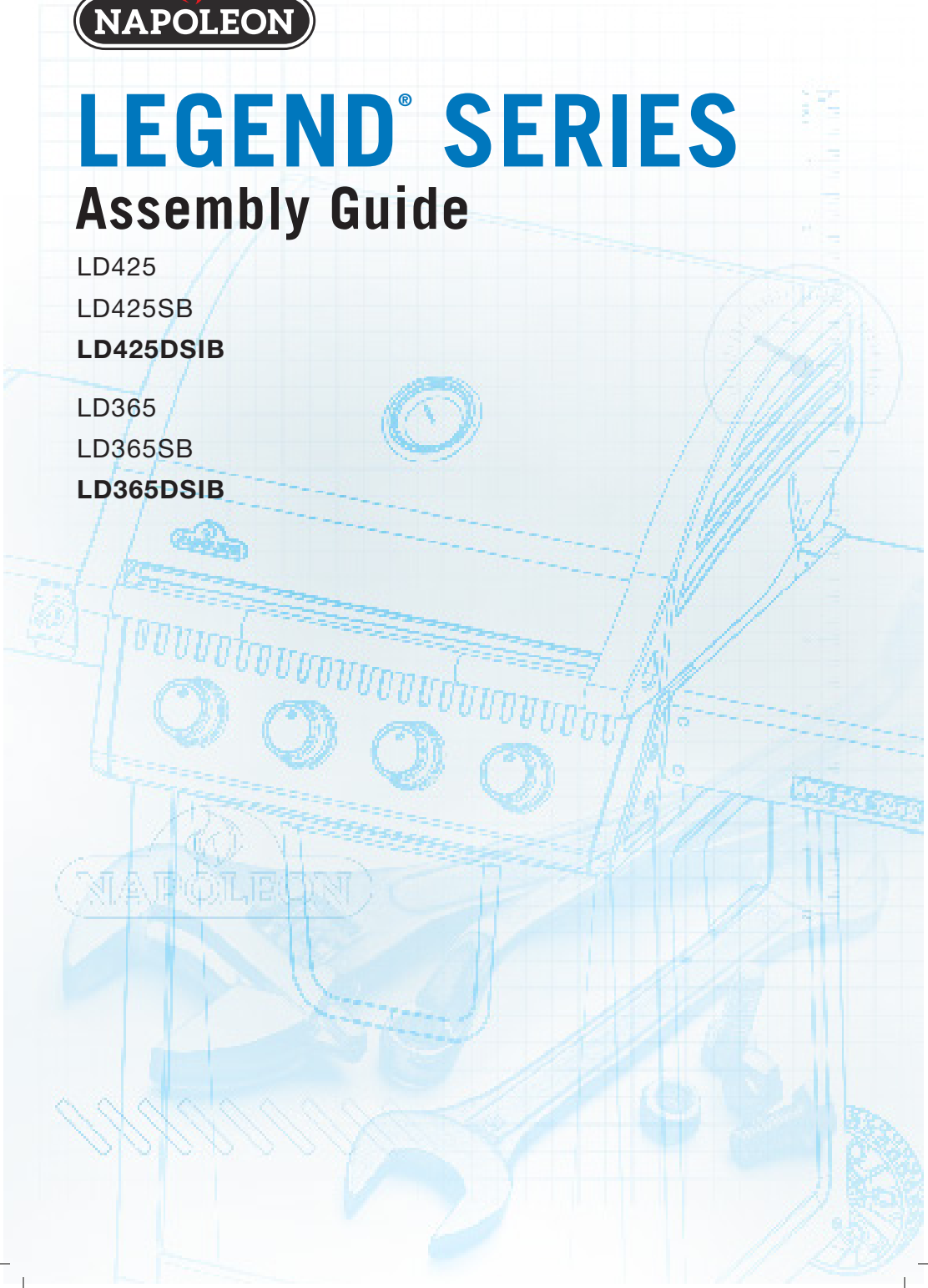

3/8 (10mm) 1/2 (13mm)

3/8 (10mm) 1/2 (13mm)
5/8 (16mm) 3/4 (19mm)

3/8 (10mm) 1/2 (13mm)

WELCOME TO NAPOLEON!

Congratulations on your Napoleon grill! You've just upgraded your grilling game.

Ready to assemble your new grill?

There may be visual differences between illustrations and model purchased.
Remove all parts from packaging before assembling the grill.
Set up this assembly on a solid, level and horizontal surface.

Tools not included.

VELKOMMEN TIL NAPOLEON!

Tillykke med din Napoleon-grill! Du har lige opgraderet dit grillspil.

Klar til at samle din nye grill?

Der kan være visuelle forskelle mellem illustrationer og købt model.
Fjern alle dele fra emballagen, før grillen monteres.
Anbring denne samling på en solid, plan og vandret overflade.

Værktøj ikke inkluderet.

WILLKOMMEN BEI NAPOLEON!

Kongratuliere zu Ihrem Napoleon Grill!

Vorbereitungen zur Montage Ihres neuen Grills?

Differenzen zwischen Bilder und Ihrem Grillmodell möglich.
Alle Teile der Verpackung entnehmen bevor Sie den Grill aufbauen.
Grill auf einer soliden und flachen Ebene aufbauen.

Werkzeuge nicht enthalten.

VELKOMMEN TIL NAPOLEON!

Tillykke med din Napoleon grill - du har lige oppet dit 'grill game'.

Klar til at samle din nye grill?

Der kan være visuelle forskelle mellem illustrationerne og din købte model.
Fjern alle dele fra indpakningen før du går igang med at samle grillen.
Saml grillen på en solid, jævn og horisontal flade.

Værktøj ikke inkluderet.

¡BIENVENIDO A NAPOLEON!

¡Felicidades por adquirir tu parrilla Napoleon! Acabas de elevar tu potencial como chef parrillero.

¿Listo para ensamblar tu asador?

Considera que puede haber diferencias entre las ilustraciones en esta guía y el modelo adquirido.Retira todas las partes de sus empaques antes de comenzar.
Asegurate de ensamblar tu parrilla en una superficie plana y sólida.

Herramientas no incluidas.

TERVETULOA NAPOLEON GRILLIN OMISTAJAKSI!

Onnittelut uudesta Napoleon grillistä! Olet juuri päivittänyt grillaus kokemuksesi uudelle tasolle.

Oletko valmis kasaamaan grillin?

Kasausohjeen kuvat saattavat poiketa, kiinnitä huomioita osatamasi grillin mallikohtaisiin ohjeistuksiin. Pura kaikki paketin osat ennen kun alat kasaamaan grilliä.
Kasaa grilli tasaisella alustalla.

Työkalut eivät sisälly toimitukseen.

Bienvenue à Napoléon!

Félicitations pour votre grilla Napoleon! Vous venez de mettre vos talents chef en valeur.

Prêt à assembler votre nouveau gril?

Il peut y avoir des différences visuelles entre les illustrations et le modèle acheté.
Retirez toutes les pièces de l'emballage avant d'assembler le barbecue.
Installez cet assemblage sur une surface solide, plane et horizontale.

Outils non inclus.

ΚΑΛΩΣ ΗΡΘΑΤΕ ΣΤΟ ΝΑΠΟΛΕΩΝ!

Συγχαρητήρια για τη σχάρα του Ναπολέοντα! Μόλις αναβαθμίσατε το παιχνίδι ψησίματος.

Είστε έτοιμοι να συναρμολογήσετε τη νέα σας σχάρα?

Μπορεί να υπάρχουν οπτικές διαφορές μεταξύ των εικονογραφήσεων και του μοντέλου που αγοράσατε.Αφαιρέστε όλα τα μέρη από τη συσκευασία πριν συναρμολογήσετε τη σχάρα.
Τοποθετήστε αυτό το συγκρότημα σε σταθερή, επίπεδη και οριζόντια επιφάνεια.

Τα εργαλεία δεν περιλαμβάνονται.

WELKOM BIJ NAPOLEON!

Gefeliciteerd met uw Napoleon Grill! You've just upgraded your grilling game.

Klaar om uw nieuwe grill te op te bouwen?

Kleine afwijkingen tussen de afbeeldingen en uw grillmodel mogelijk.
Pak alle onderdelen uit voor u begint.
Assembleer de grill op een stabiel, vlak en horizontaal oppervlak

Gereedschap niet bijgevoegd.

BENVENUTO IN NAPOLEON!

Congratulazioni per il tuo barbecue Napoleon! Hai appena raggiunto un nuovo livello di esperto in grigliate.

Pronto per montare il tuo nuovo barbecue?

Potrebbero esserci delle differenze tra le illustrazioni e il modello acquistato.
Rimuovere tutte le parti dall'imballaggio prima di montare il barbecue.
Installare il barbecue su una superficie solida, piana e orizzontale.

Utensili necessari per il montaggio non inclulsi.

VELKOMMEN TIL NAPOLEON!

Gratulerer på Napoleon-grillen! Du har nettopp oppgradert grillspillet ditt.

Klar til å montere den nye grillen?

Det kan være visuelle forskjeller mellom illustrasjoner og kjøpt modell.
Fjern alle delene fra emballasjen før du monterer grillen.
Sett denne enheten på en solid, plan og horisontal overflate.

Verktøy ikke inkludert.

ДОБРО ПОЖАЛОВАТЬ В НАПОЛЕОН!

Поздравляем вас с грилем Наполеон! Вы только что улучшили свою игру на гриле.

Готовы собрать свой новый гриль?

Между иллюстрациями и приобретенной моделью могут быть визуальные отличия.
Перед сборкой гриля выньте все детали из упаковки.
Установите эту сборку на твердую, ровную и горизонтальную поверхность

Инструменты в комплект не входят.

VÄLKOMMEN TILL NAPOLEON!

Grattis till din Napoleongrill! Du har just uppgraderat ditt grillande.

Redo att montera din nya grill?

Det kan finnas visuella skillnader mellan illustrationer och köpta modeller.
Plocka ut alla delar från förpackningen innan du monterar grillen.
Genomför monteringen på en fast, jämn och horisontell yta.

Verktyg ingår inte.

DOBRODOŠLI PRI NAPOLEONU!

Čestitamo za vaš Napoleonov žar! Pravkar ste nadgradili svojo izkušnjo pri peki na žaru.

Ste pripravljeni sestaviti svoj novi žar?

Med ilustracijami in kupljenim modelom so lahko vizualne razlike.
Pred sestavljanjem žara odstranite vse dele iz embalaže.
Ta sklop postavite na trdno, ravno in vodoravno površino.

Orodja niso vključena.

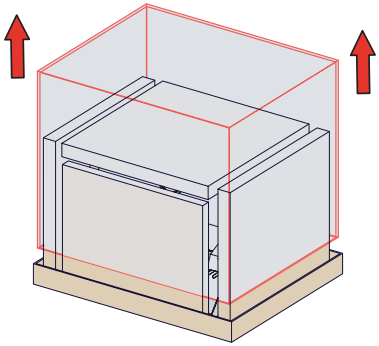

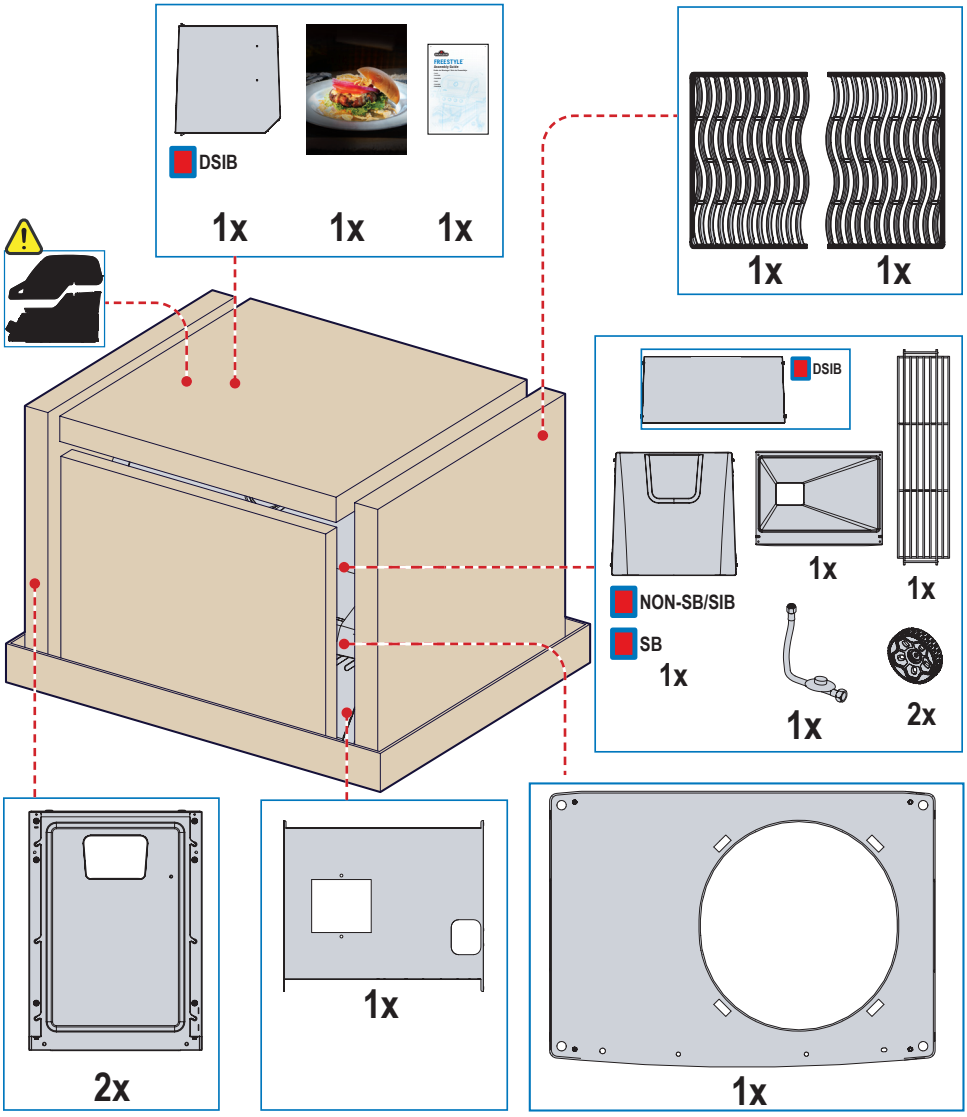
DSIB
1x
1x
1x
1x
1x
DSIB
1x
1x
NON-SB/SIB
SB
1x
1x
2x
2x
1x
1x

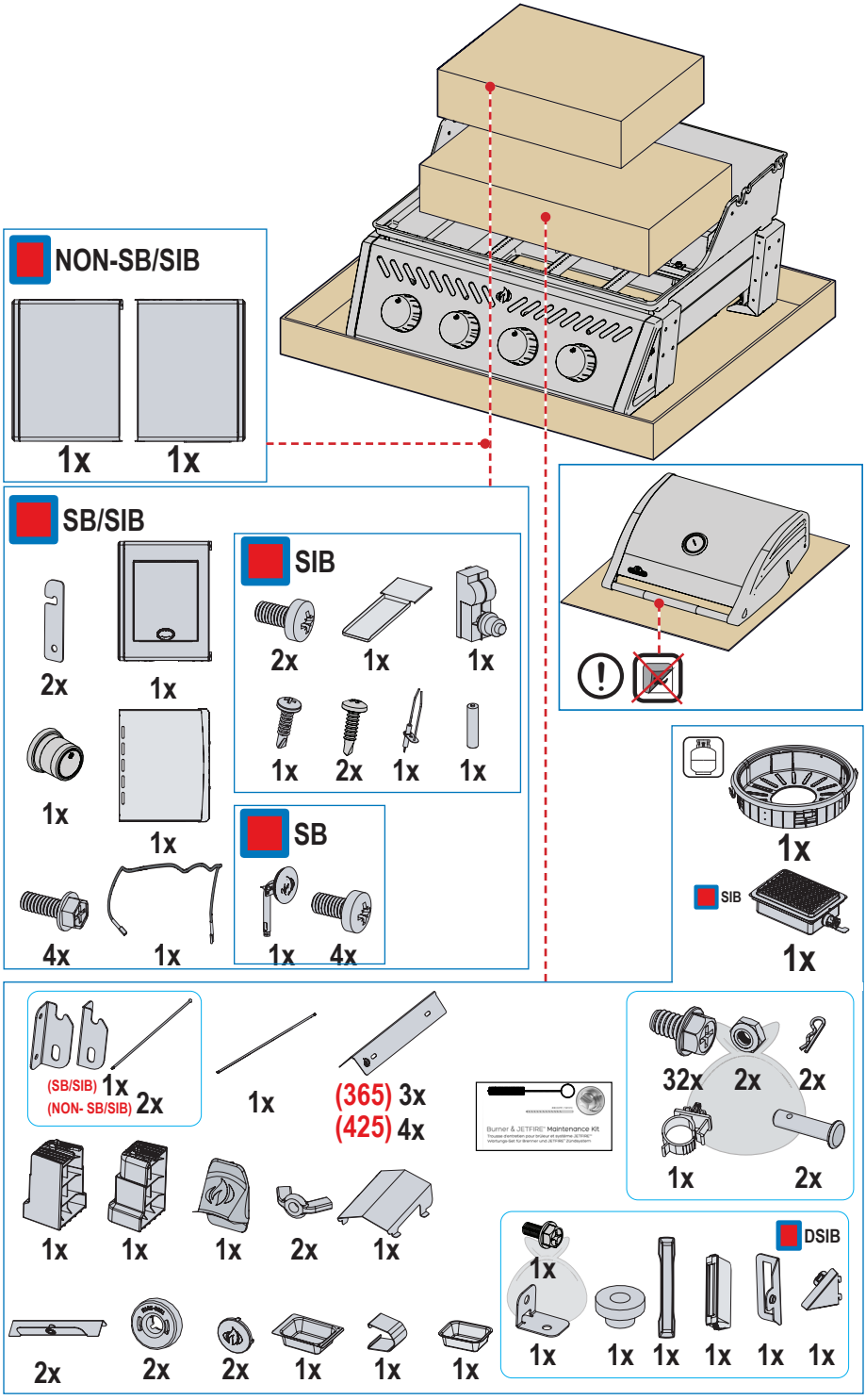
NON-SB/SIB
1x
1x
SB/SIB
2x
1x
1x
1x
4x
1x
SIB
2x
1x
1x
1x
2x
1x
1x
SB
1x
4x
1x
SIB
1x
(SB/SIB) 1x
(NON- SB/SIB) 2x
1x
(365) 3x
(425) 4x
Burner & JETFIRE® Maintenance Kit
32x
2x
2x
1x
2x
1x
1x
1x
2x
1x
2x
2x
2x
1x
1x
1x
DSIB
1x
1x
1x
1x
1x
1x
1x

1

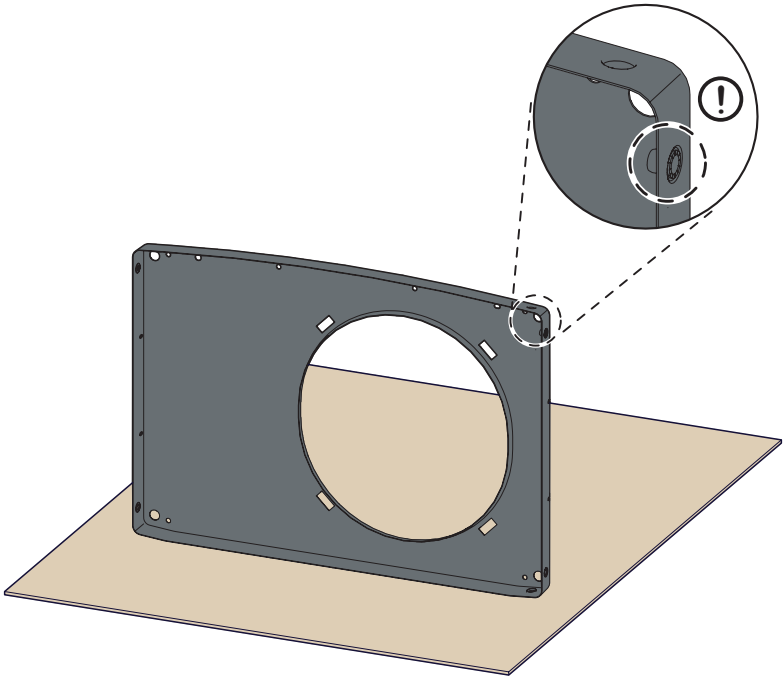

2 x4

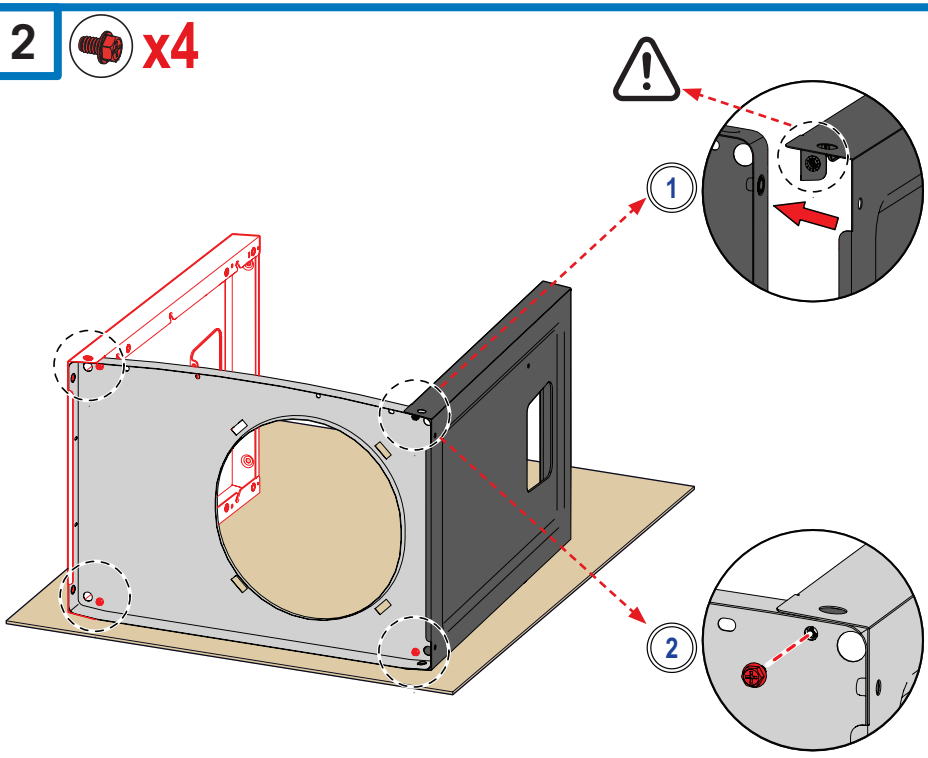

3 x2

NON-SB/SIB SB

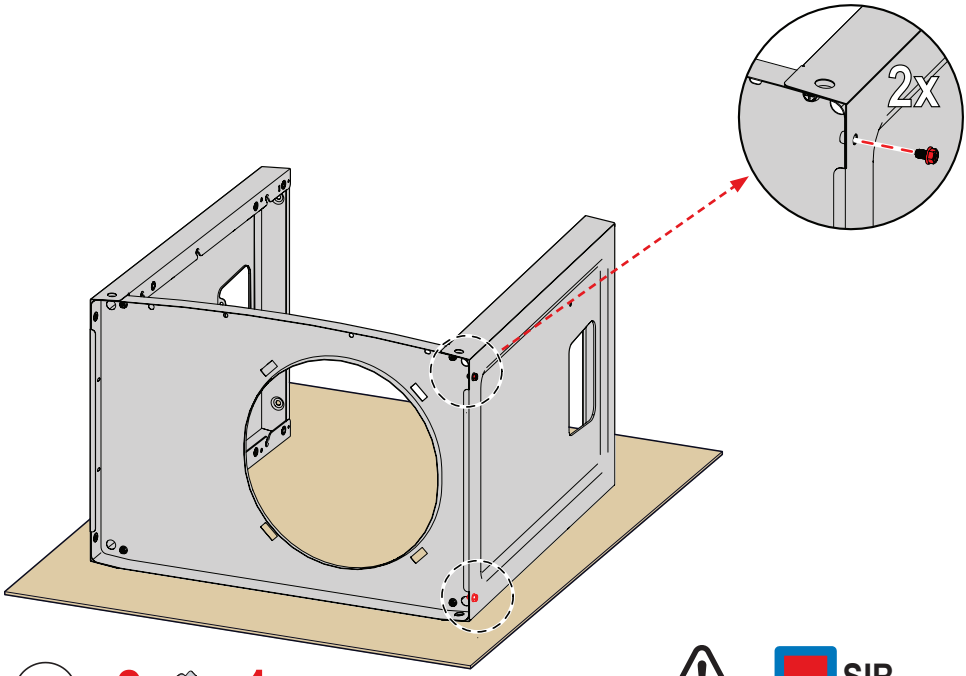

x3 x1

SIB

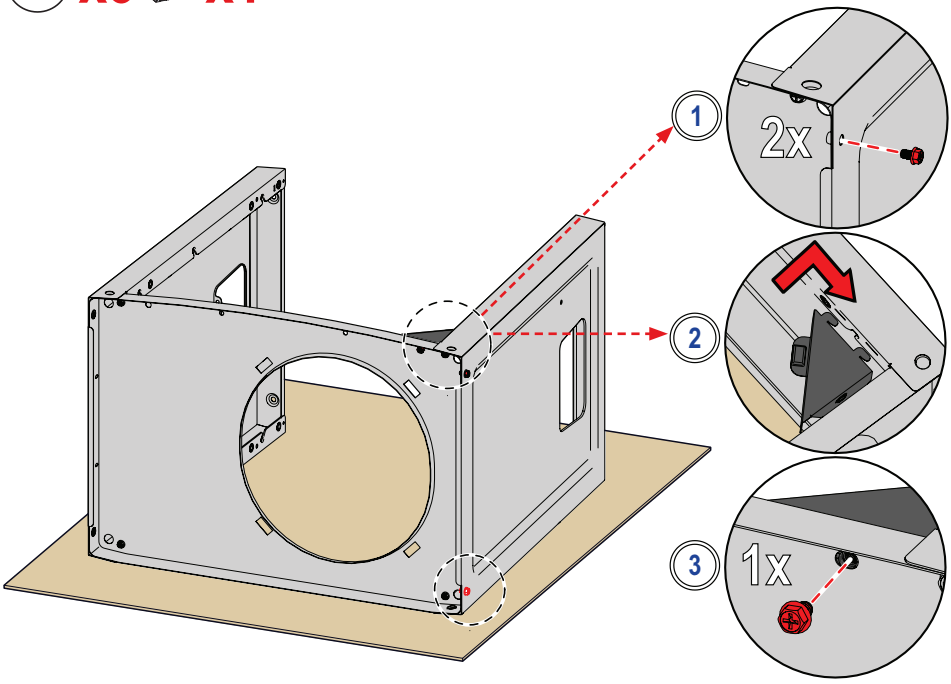

4

x2 x1 x1

NON-SB/SIB SB

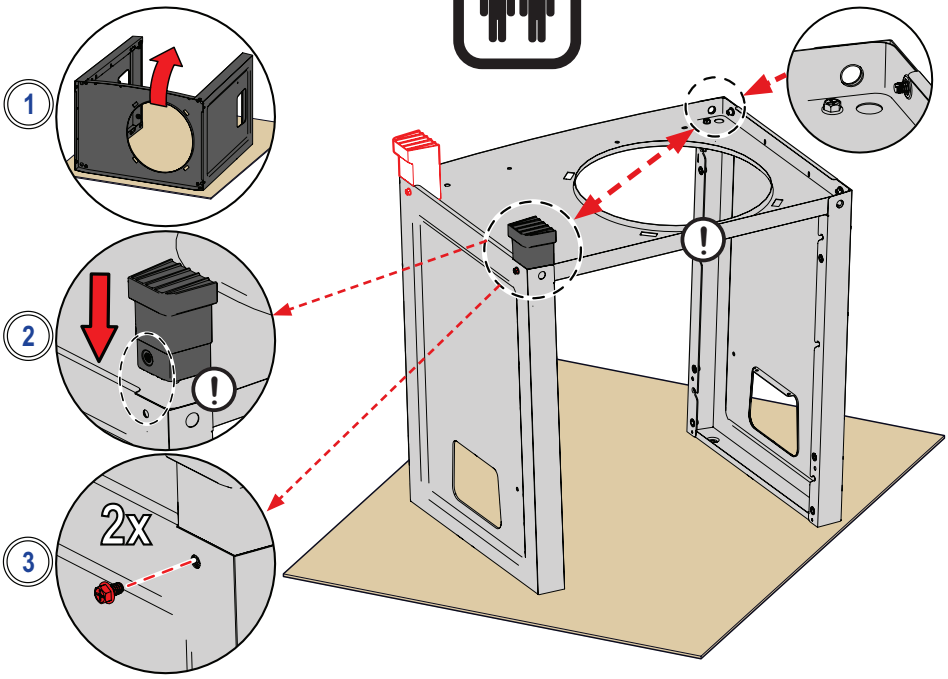

SIB

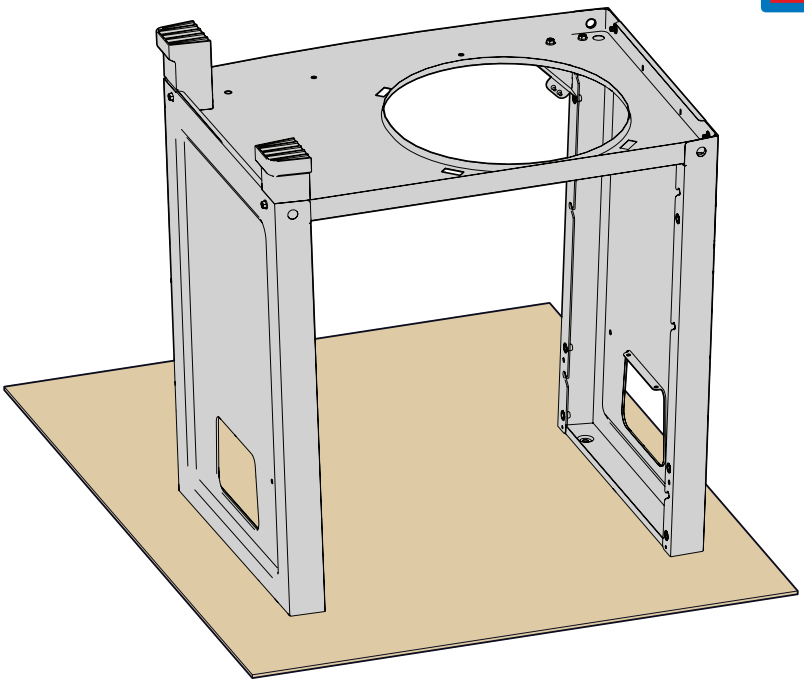

5 x2

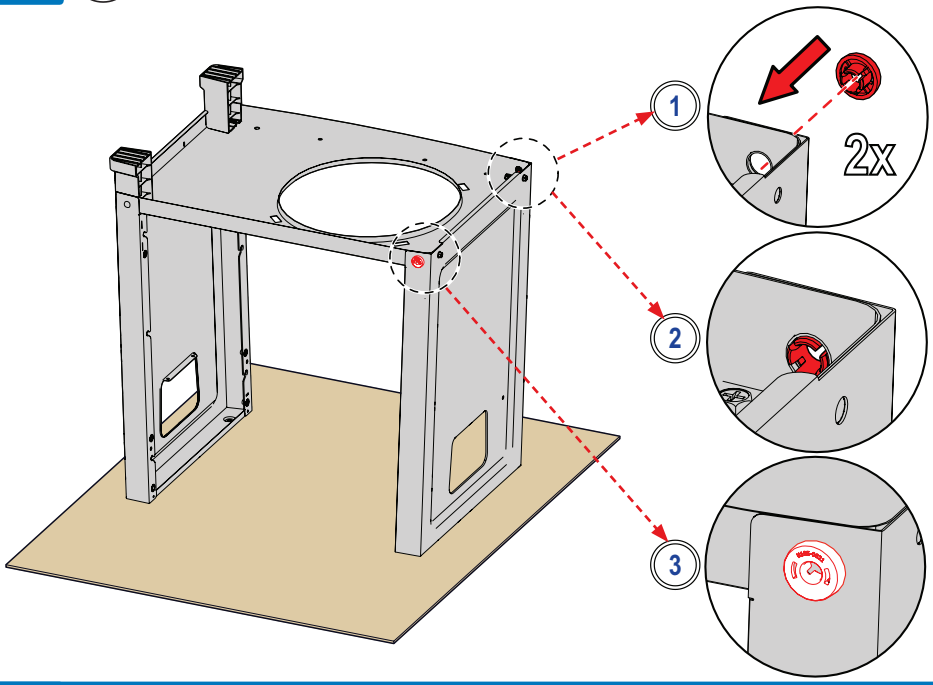

6 x1

1/2
(13mm)



7 x1 x2

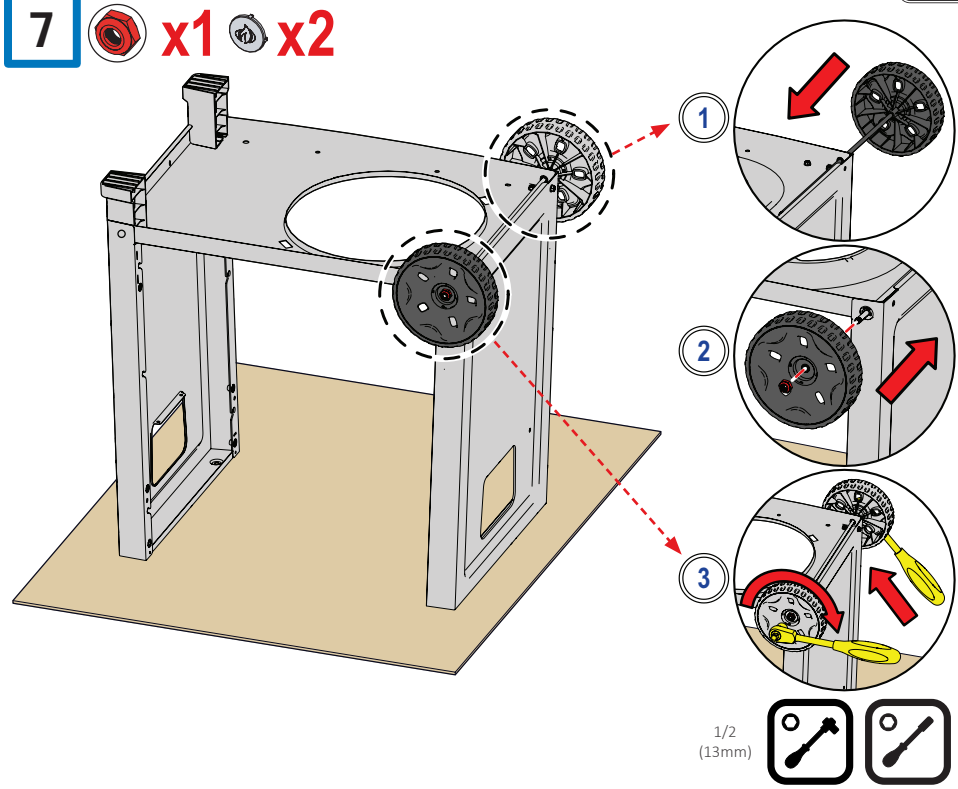

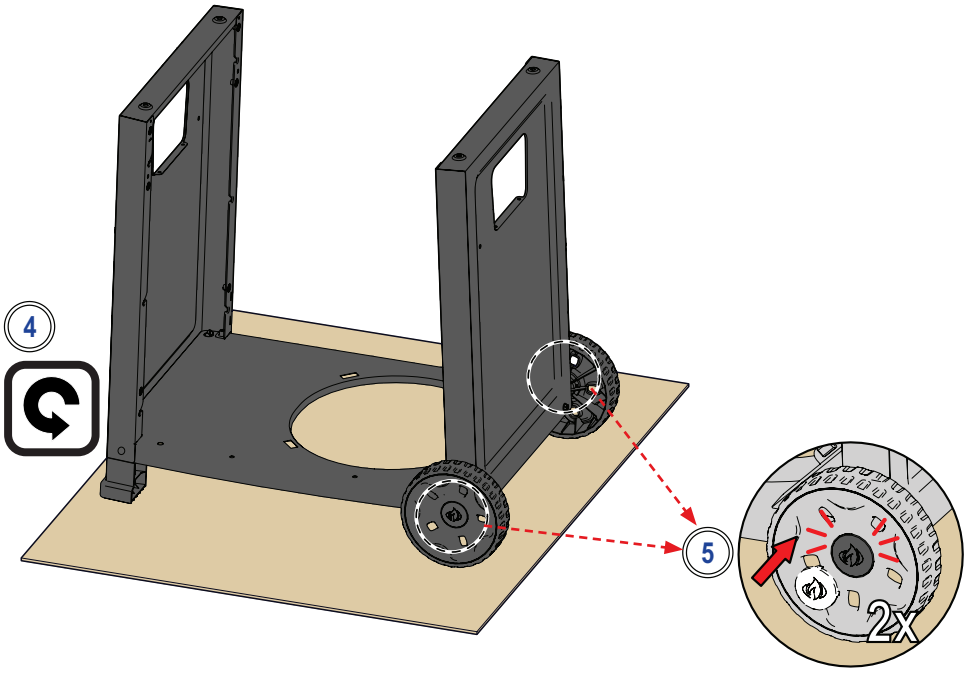

8 x4

NON-SB/SIB SB

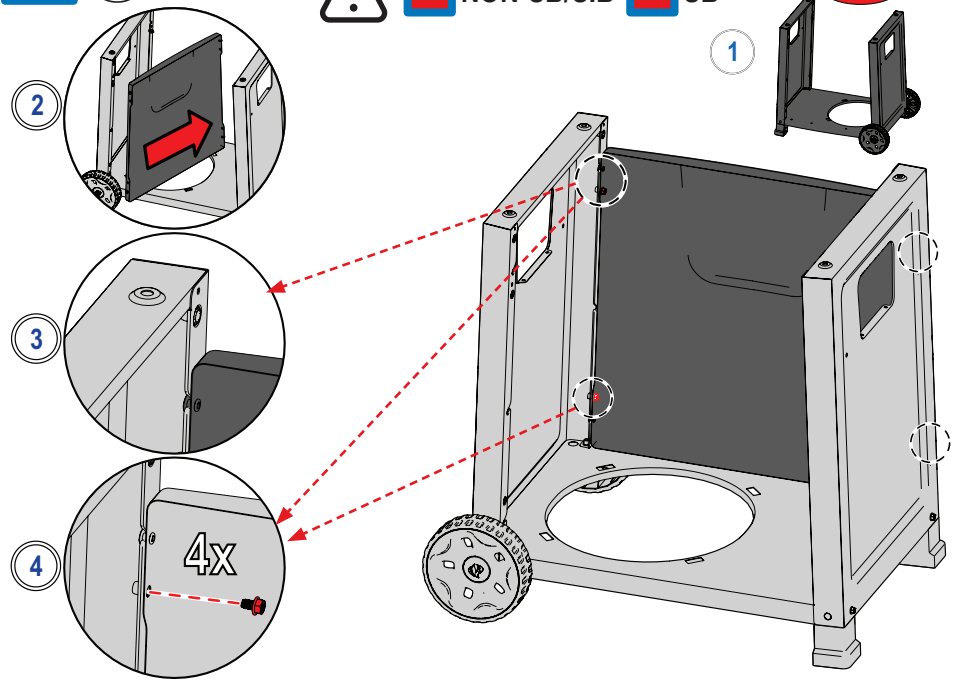

x2

SIB/DSIB

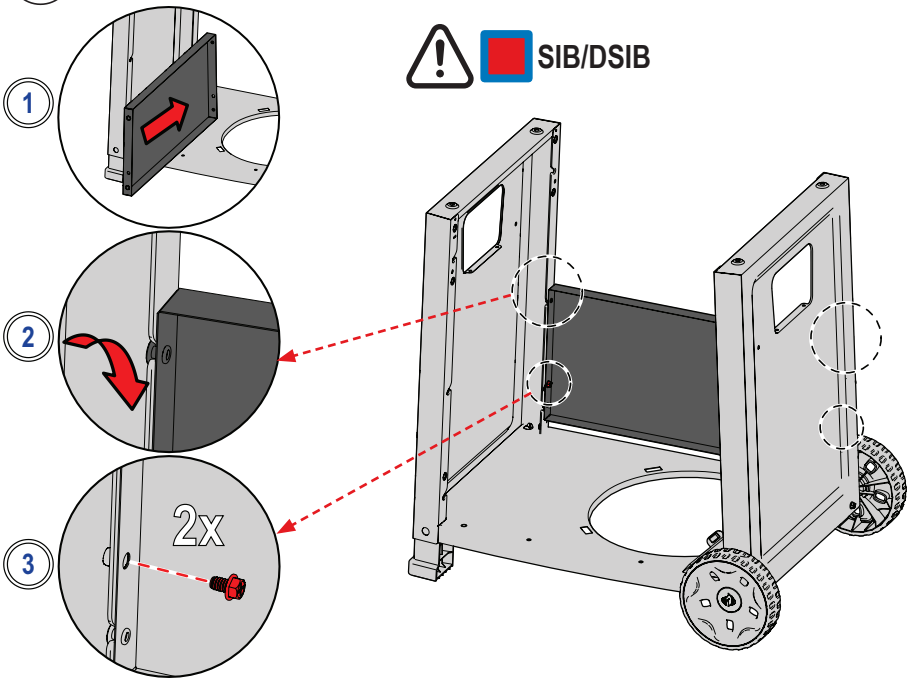

9

SB/SIB

x6 x2

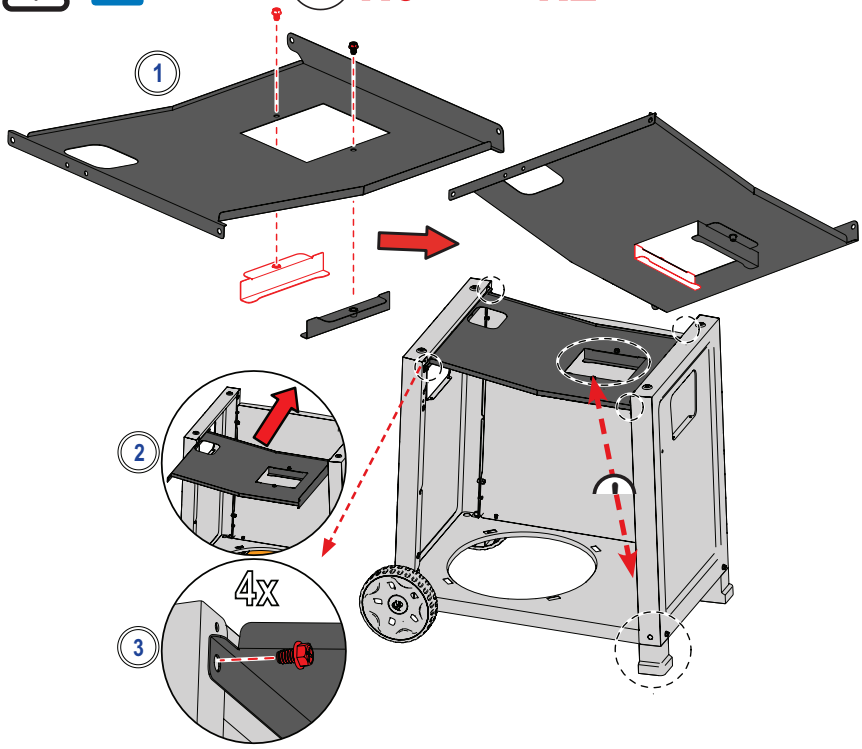

DSIB

x1 x1

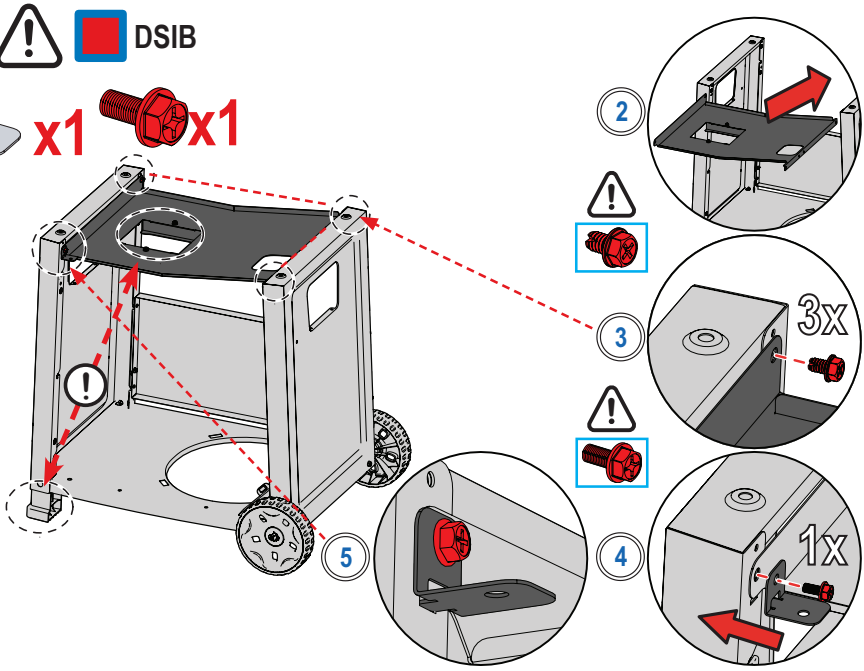

10

NON-SB/SIB SB

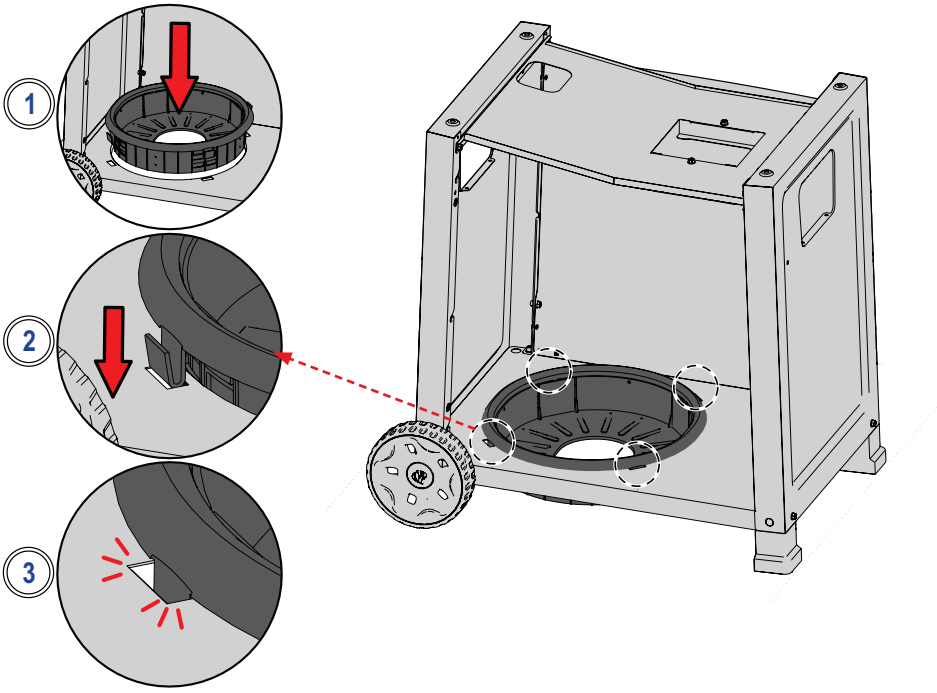

SIB

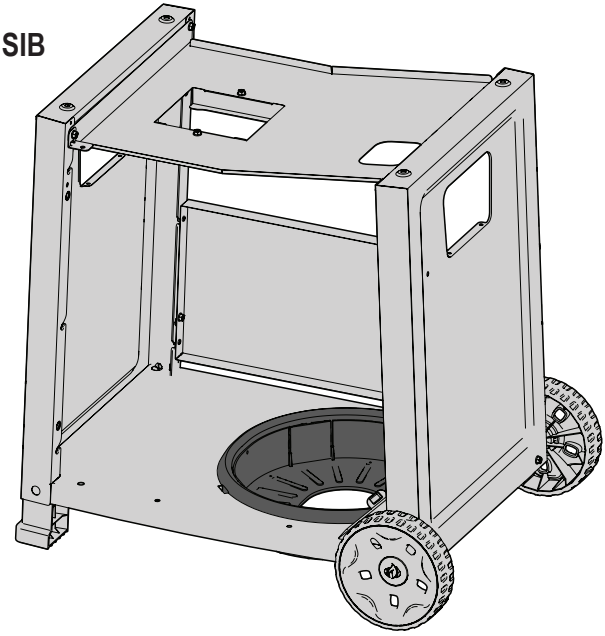

11

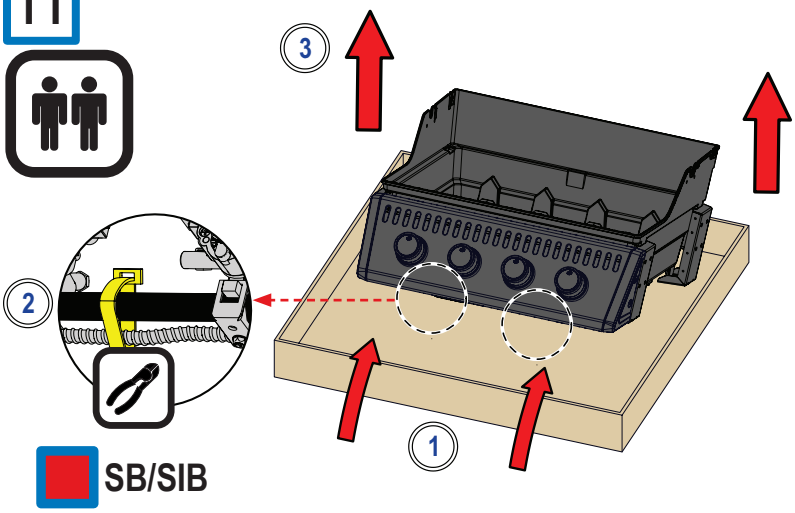

SB/SIB

12 x1

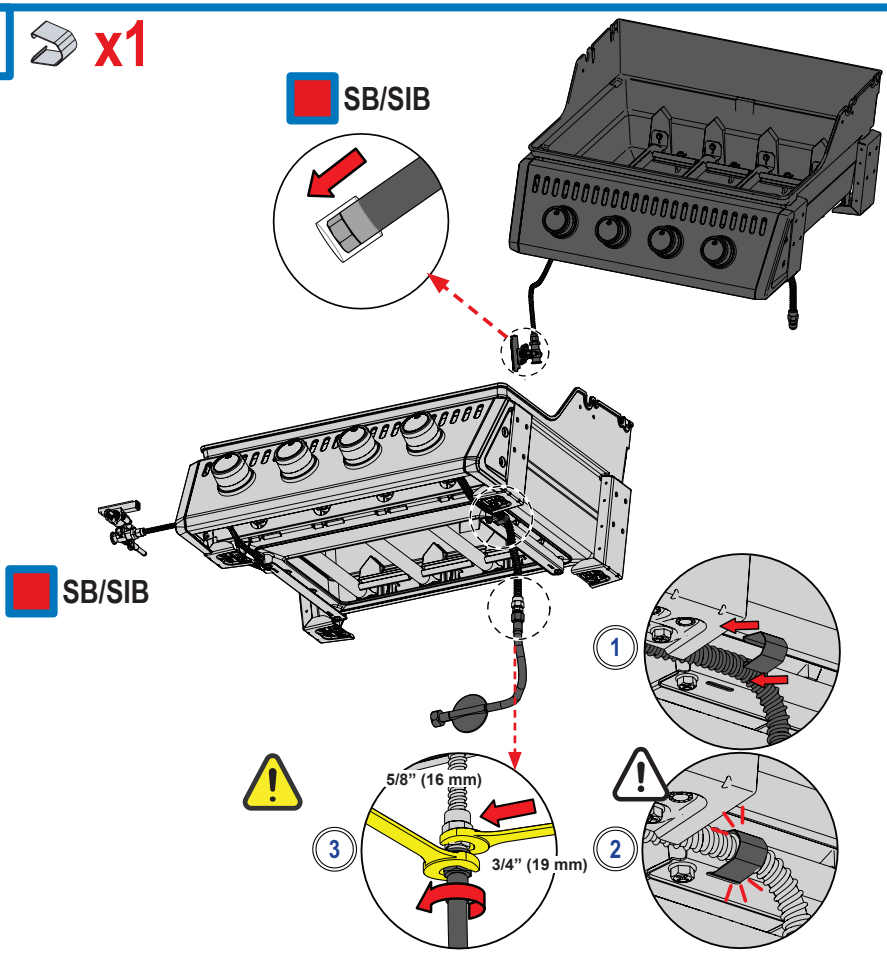

13

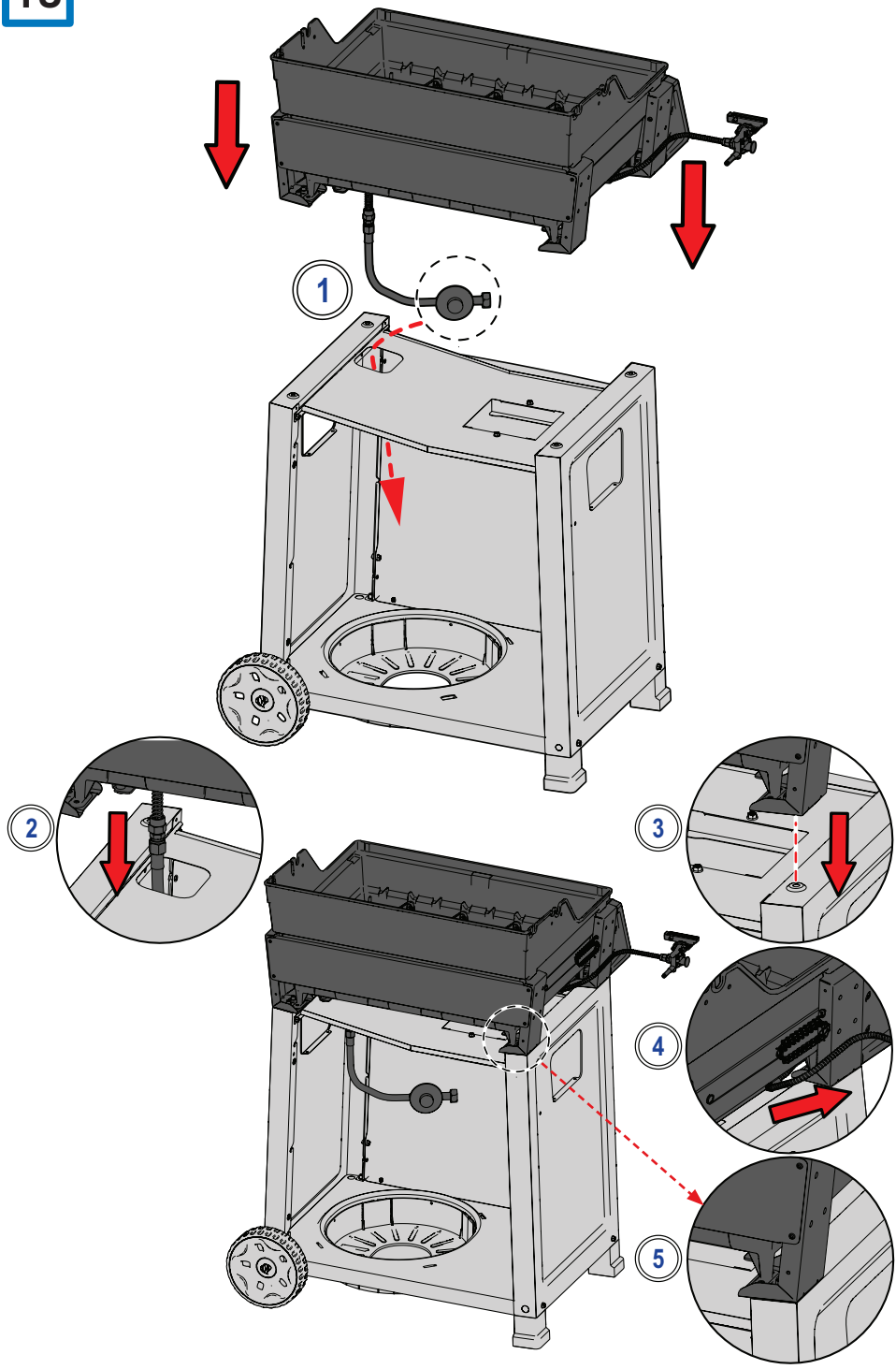

14 x4

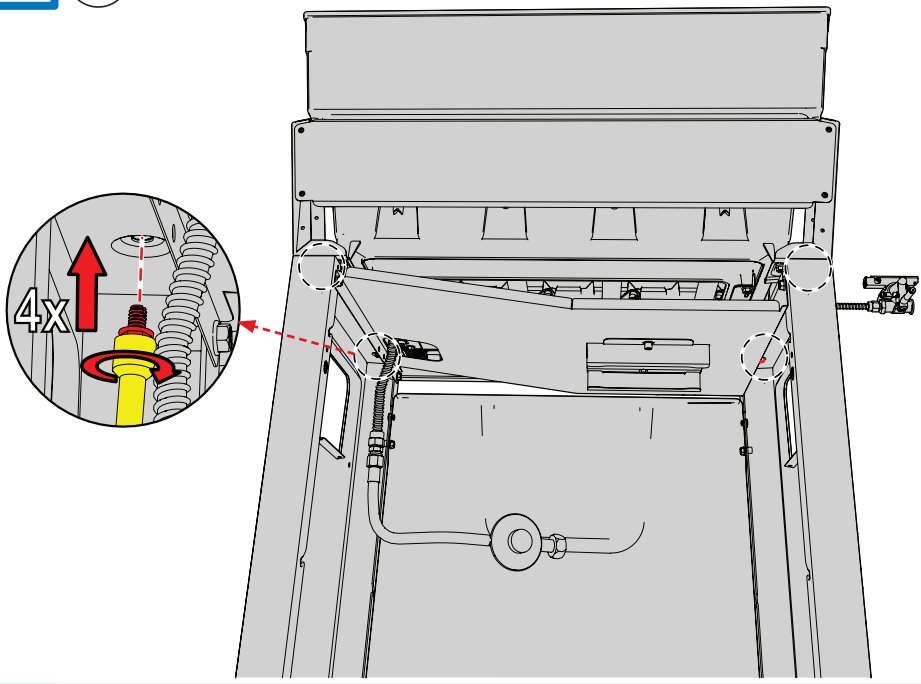

15 x1

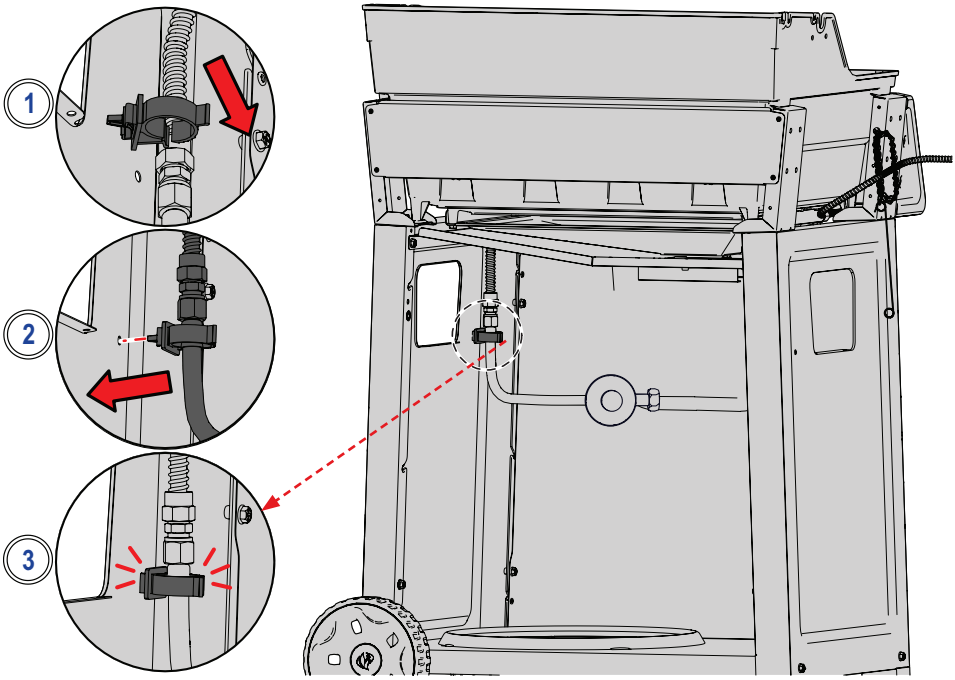

16 x4 SB/SIB x8 NON-SB/SIB

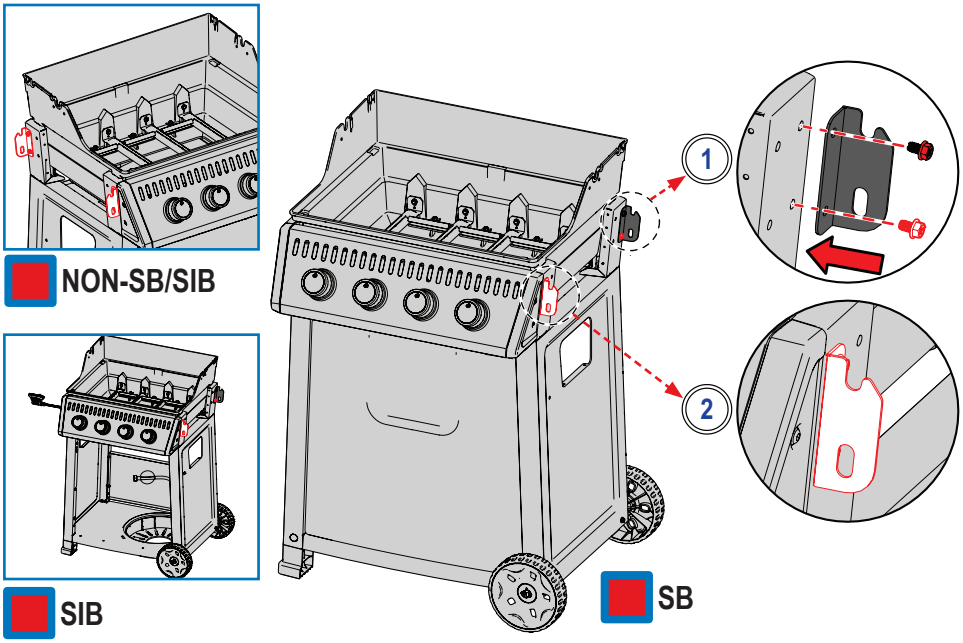

17 x1

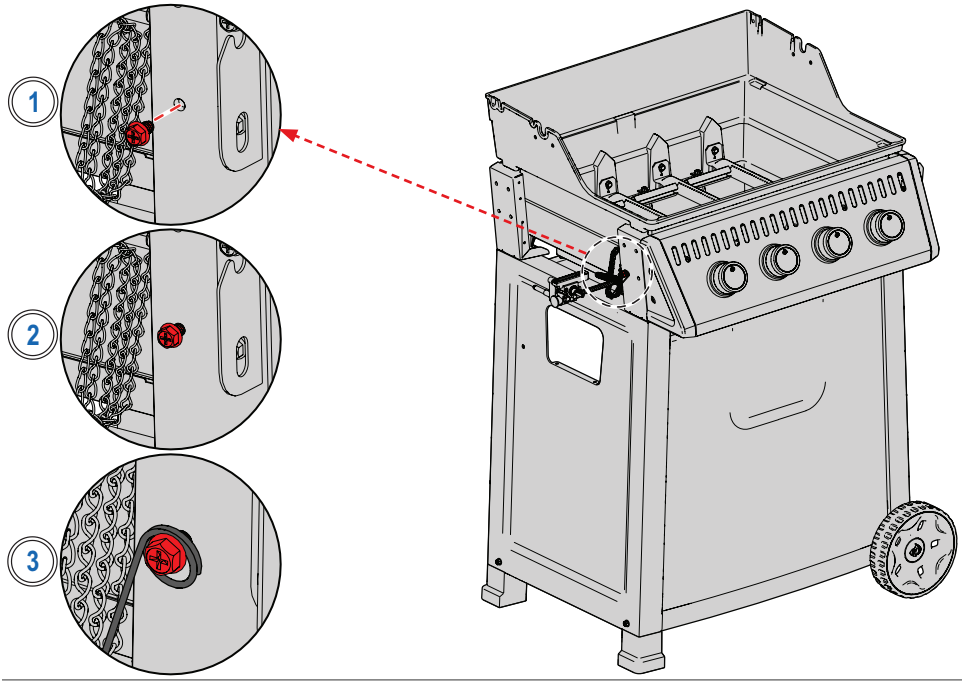

18

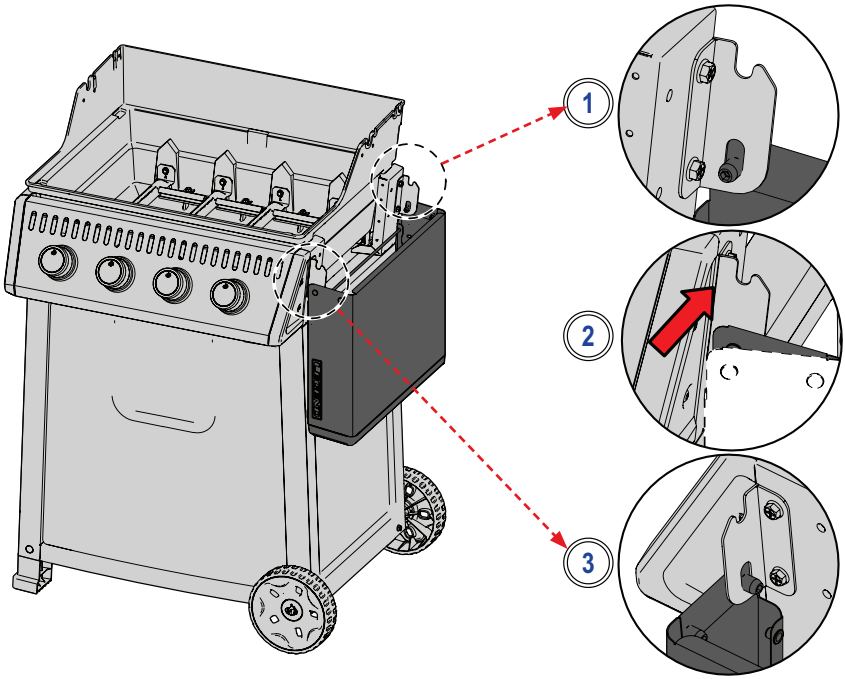

19 x1 x2

NON-SB/SIB

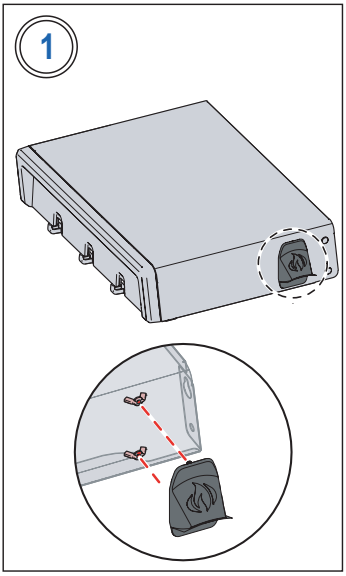



20

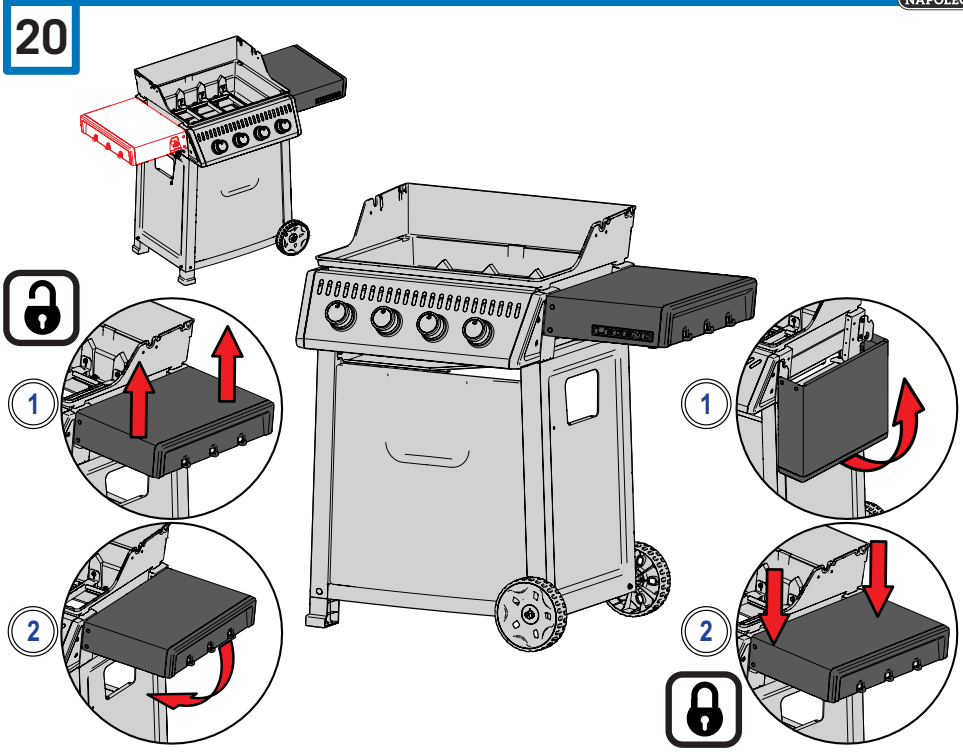

21

SB/SIB x1 NON-SB/SIB x2

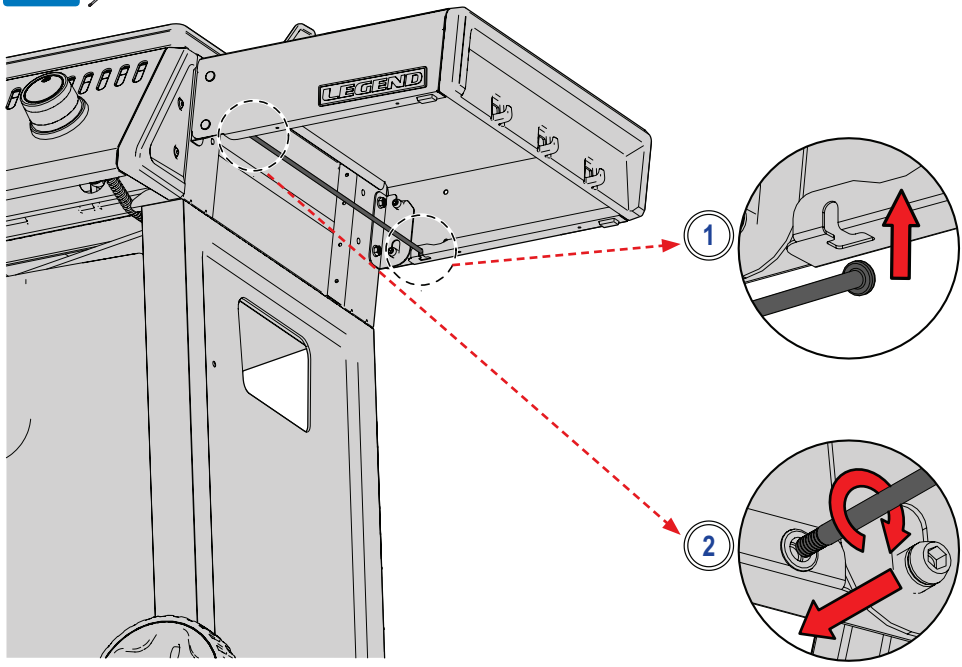

22

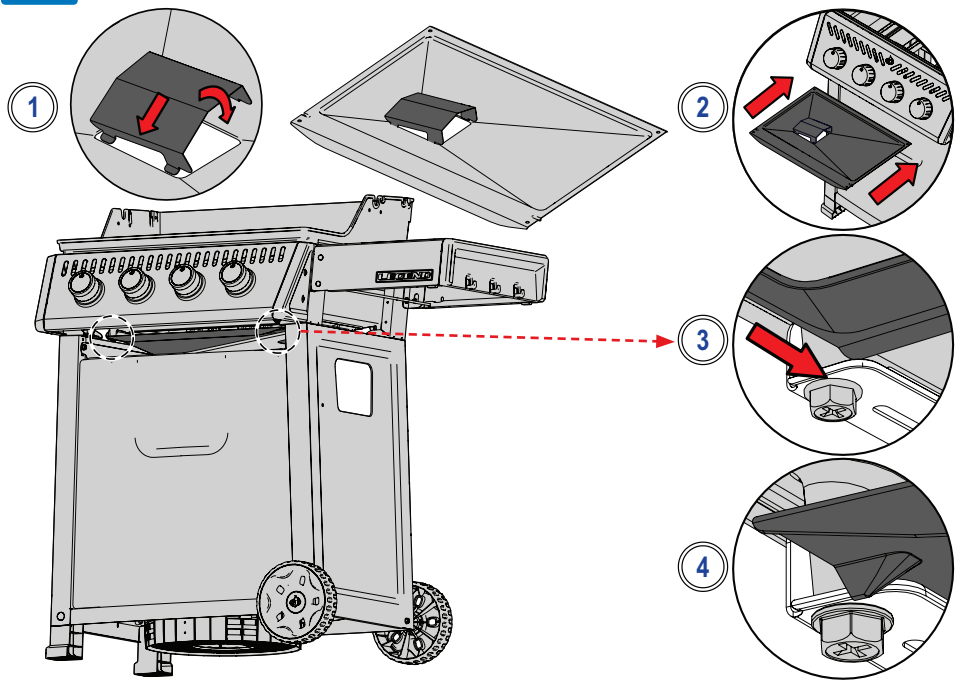

23

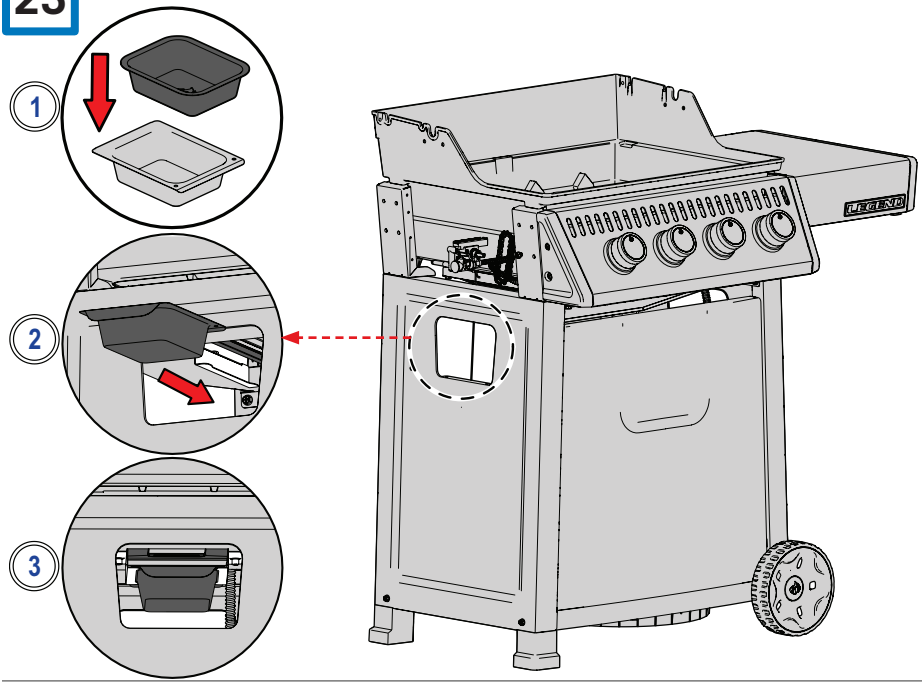

24 SIB

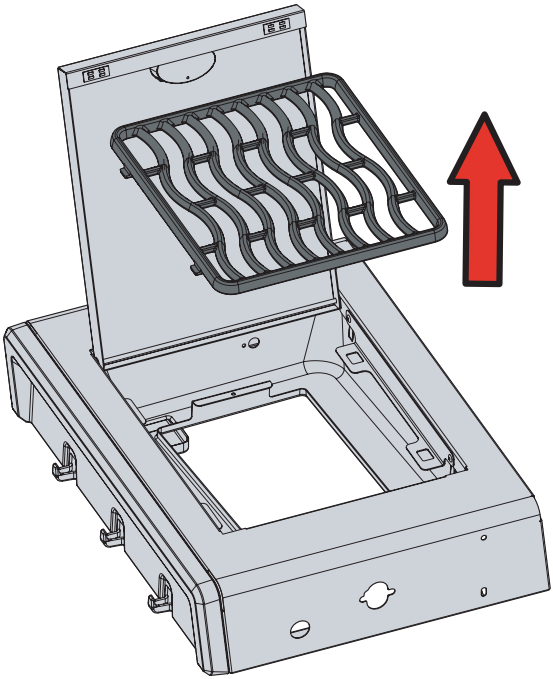

25 x1 x1 SIB

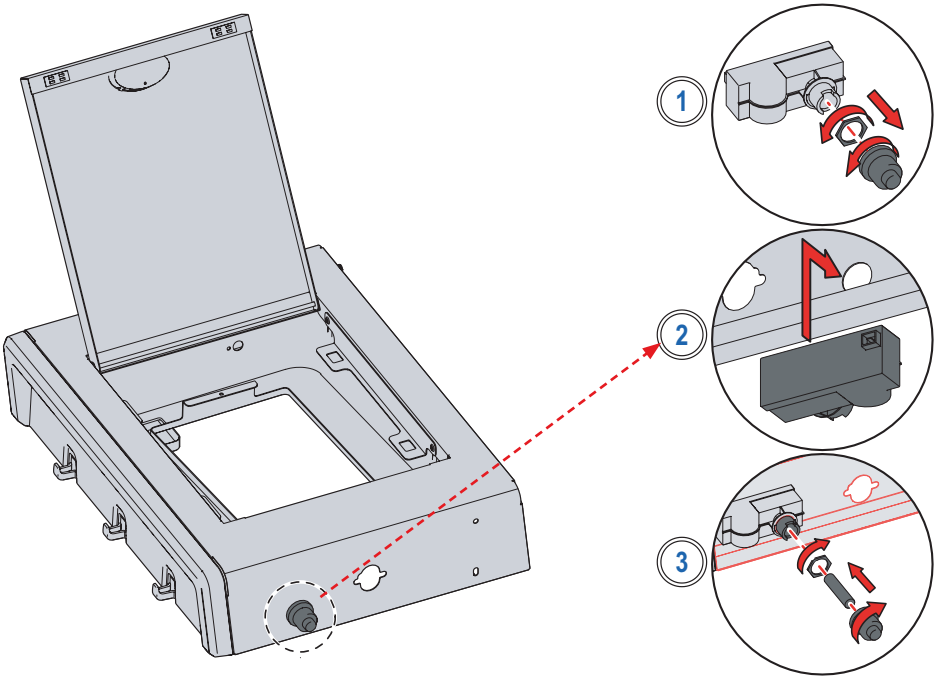

26 x1 x2

SB/SIB

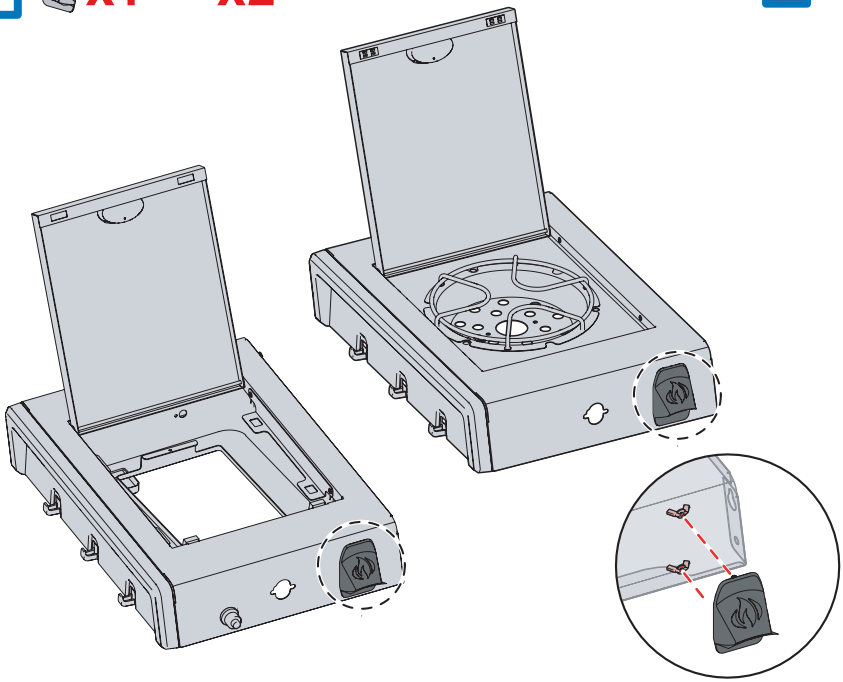

27 x2

SB/SIB

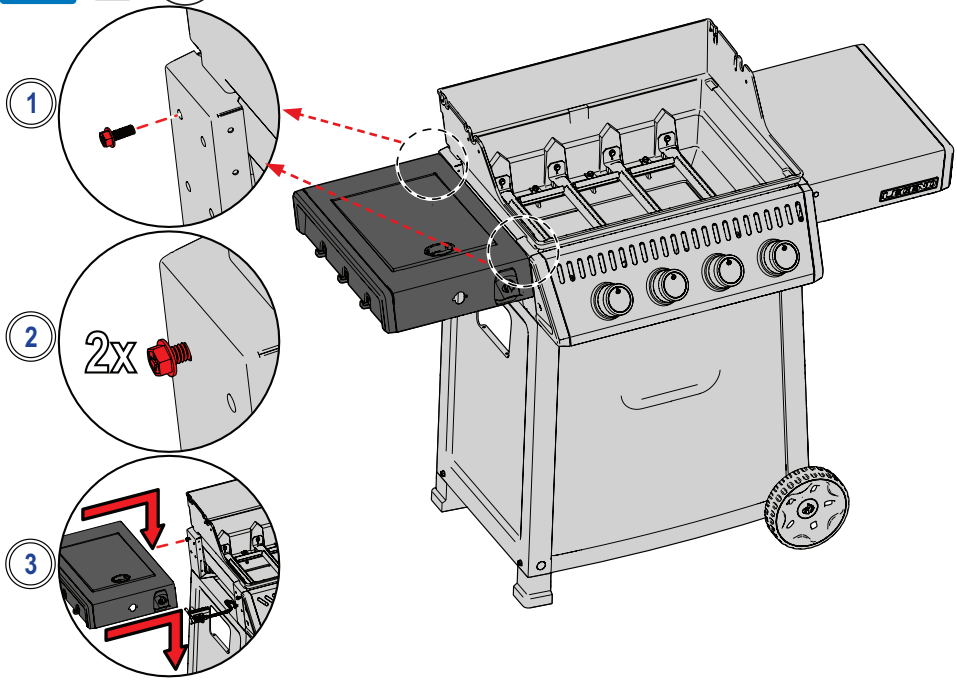

28 x2 x2

SB/SIB

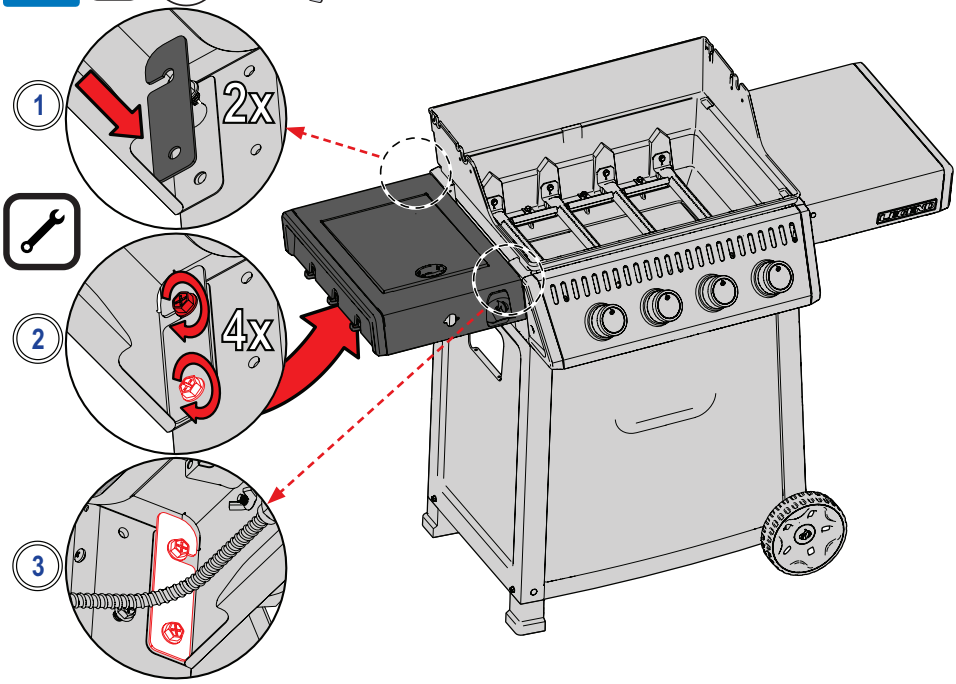

29 x2

SB/SIB

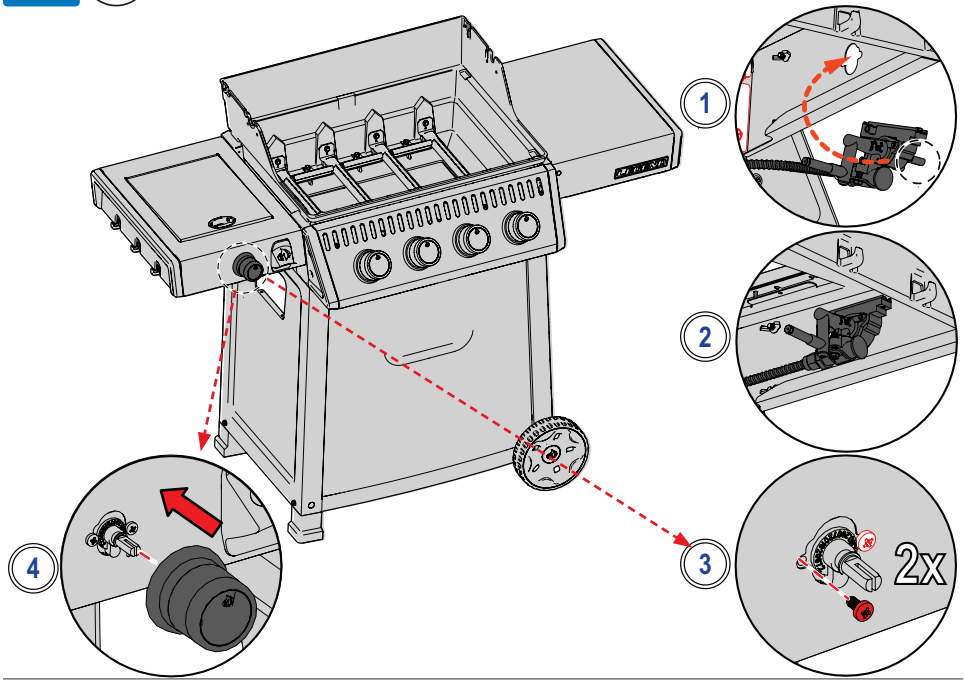

30 SB

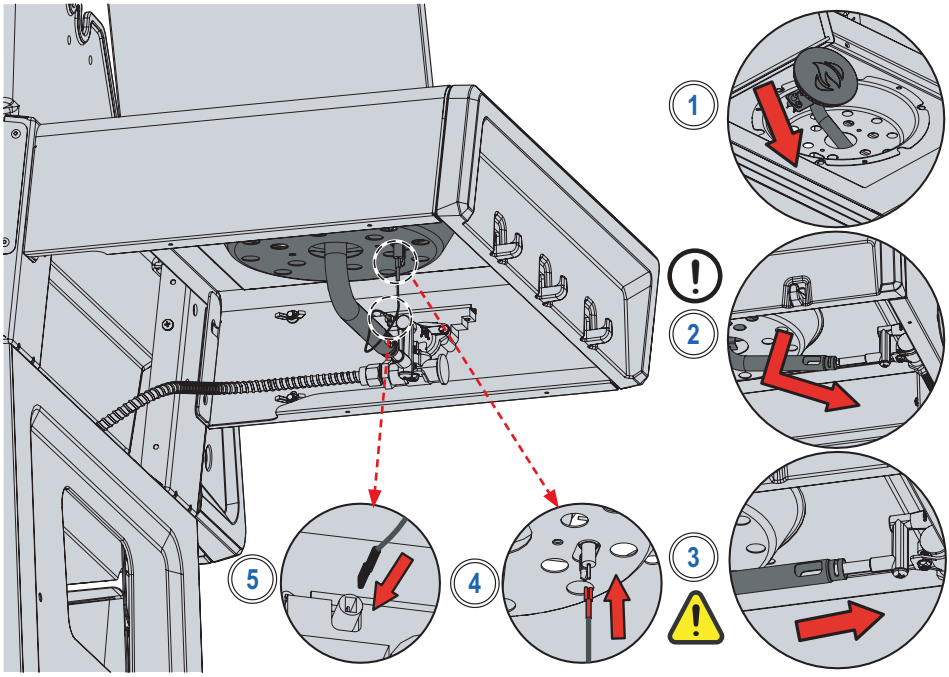

31 SB

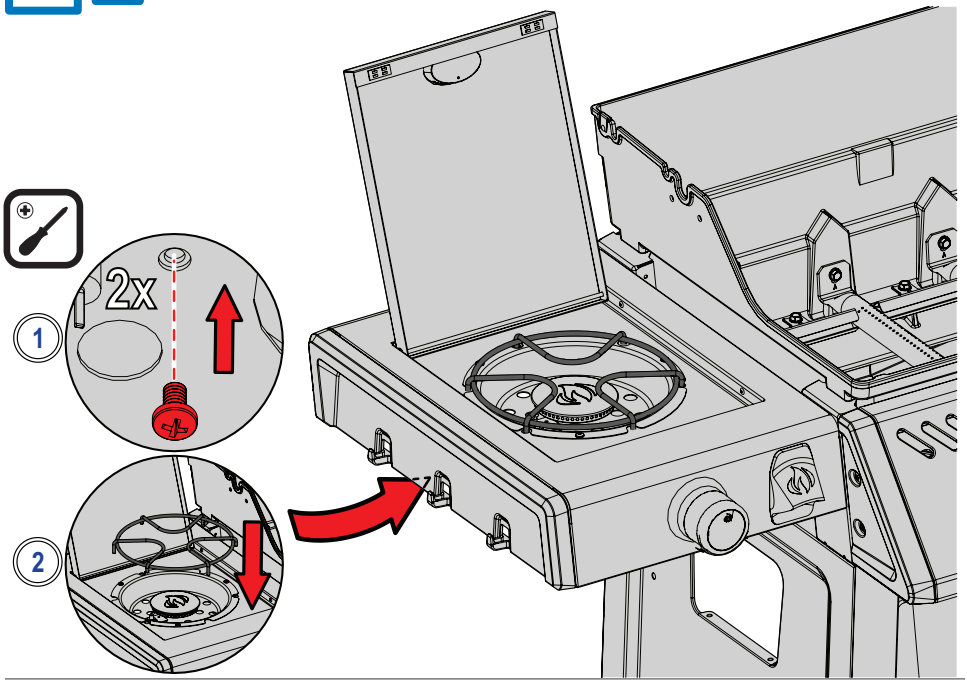

32 SIB

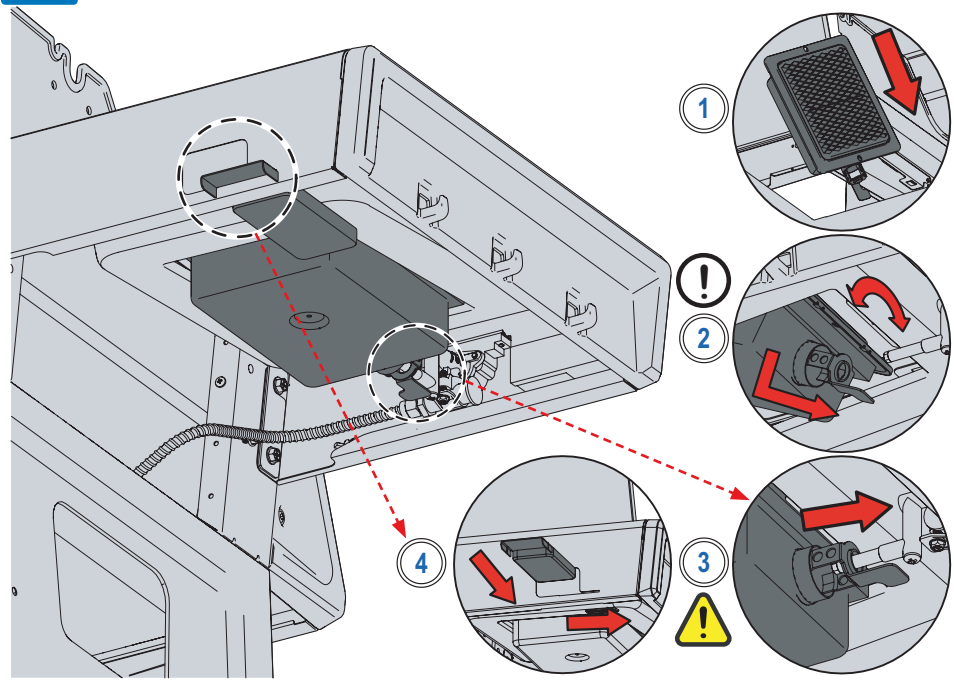

33 x2 x1 SIB

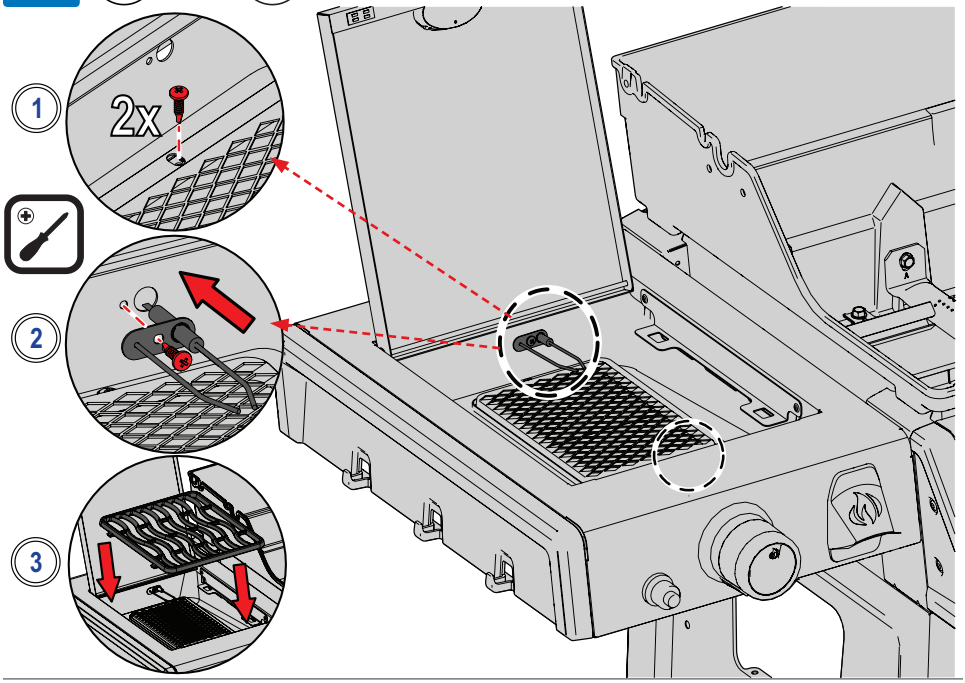

34 DSIB

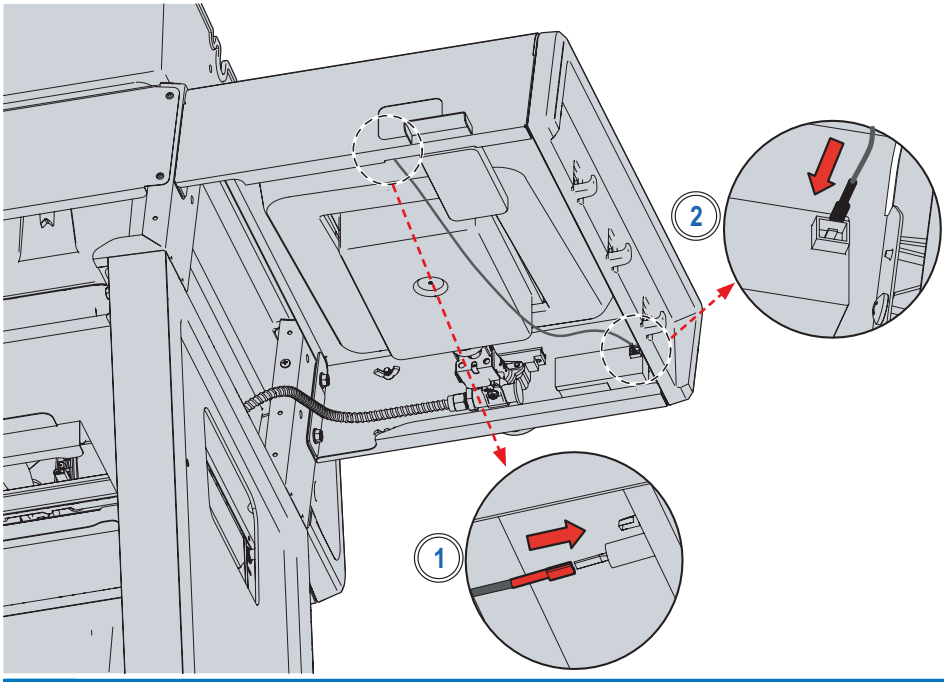

35 x2 DSIB

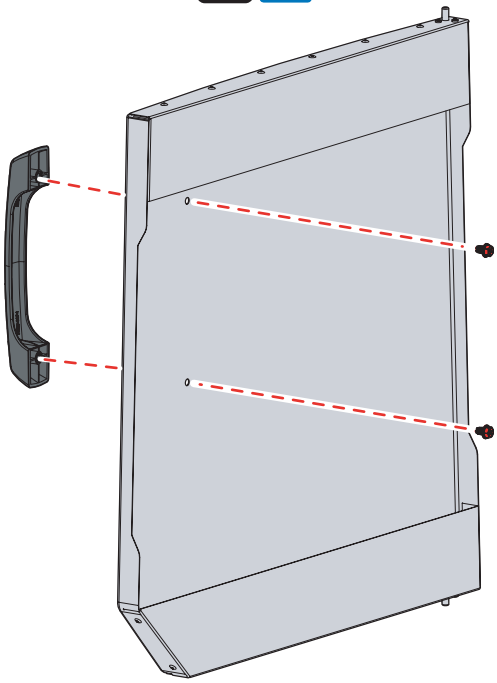

36

x1 x1 x1

DSIB

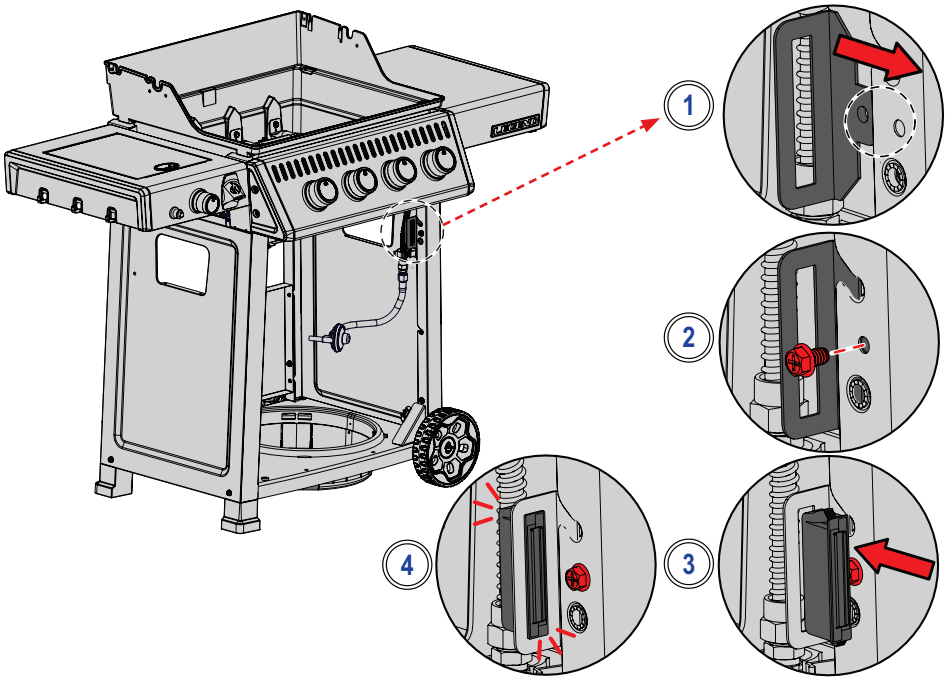

37

x1

DSIB

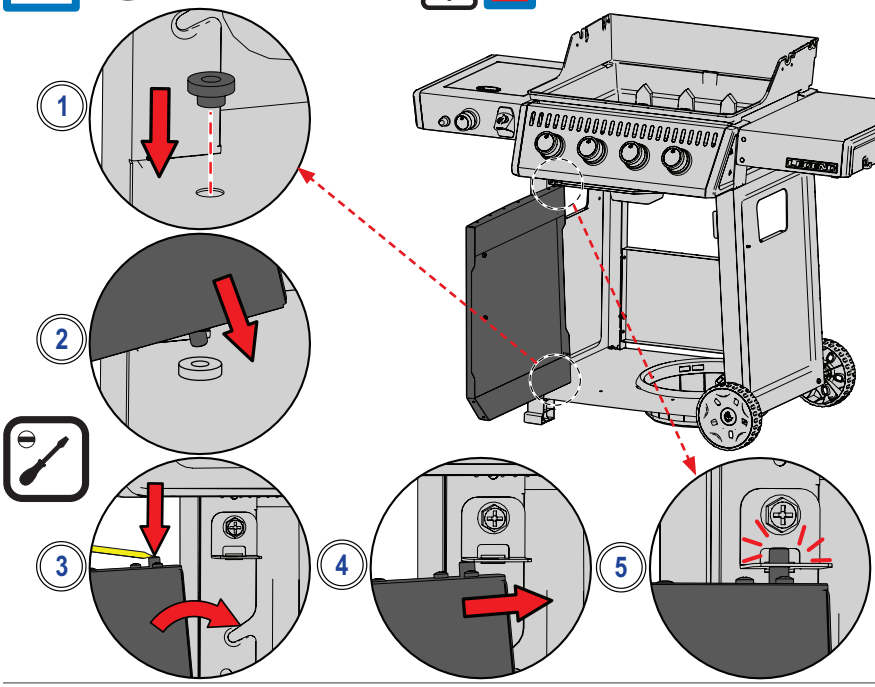

38

(365) 3x
(425) 4x



39



40

x2 x2

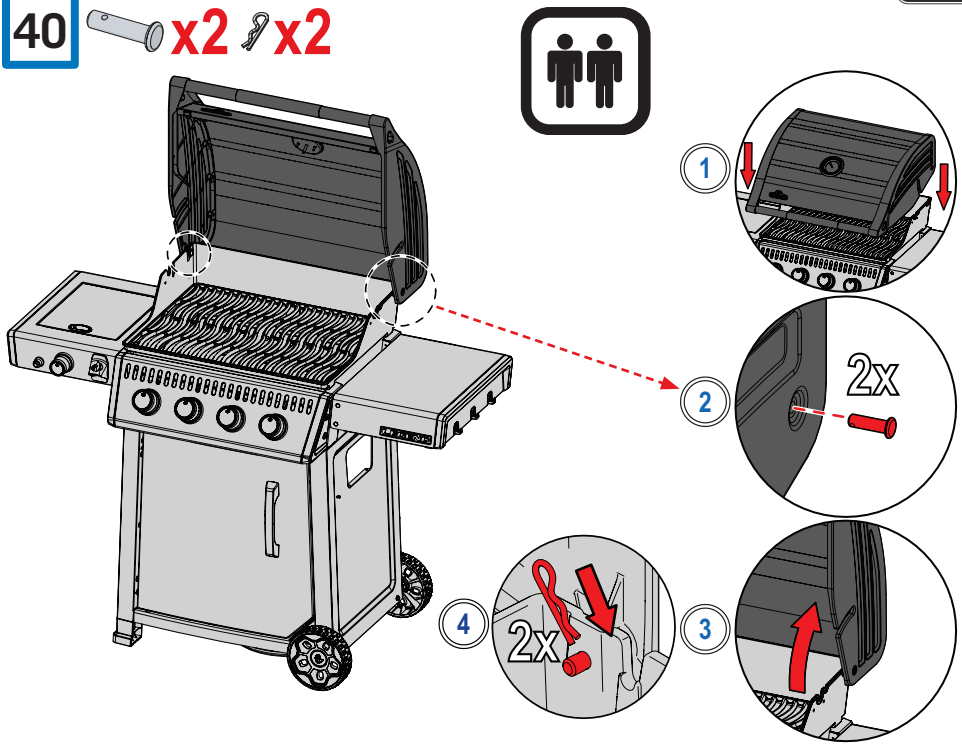

41

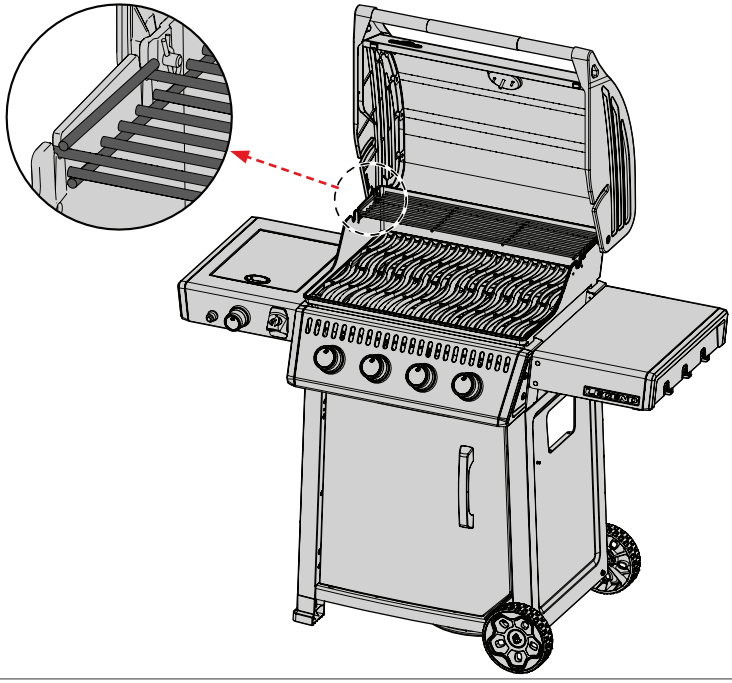

42

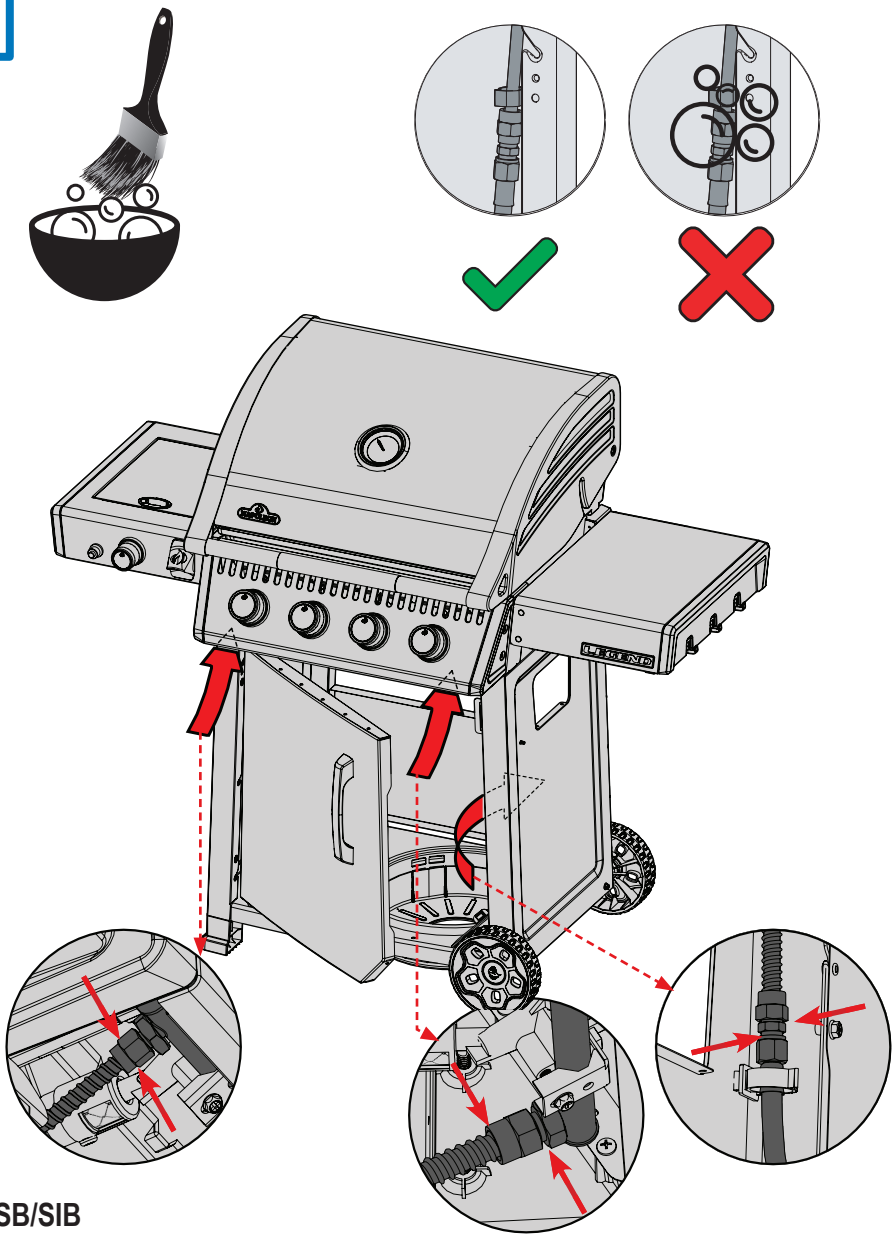

SB/SIB

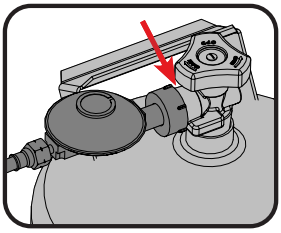

Parts List

Item	Part #	LD365	LD425
1	N010-1556-BK	x	
	N010-1557-BK		x
2	S91012	x	x
3	N385-0307-SER	x	x
4	N510-0013	x	x
5	N370-1089-SER	x	x
6	S83039	x	
	S83008		x
7	S87001	x	x
8	S87020	x	
	S87021		x
9	N520-0056-BK2GL	x	
	N520-0057-BK2GL		x
10	N710-0134-BK2GL	x	x
	62007	ac	ac
11	N710-0136-BK2GL	x	
	N710-0137-BK2GL		x
12	N010-1424-SER	x	
	N010-1425-SER		x
13	N475-0609	ac	ac
14	N585-0171-BK1SG	x	
	N585-0172-BK1SG		x
15	N080-0483	x	x
16	N080-0482	x	x
17	N720-0055	sb/sib	sb/sib
18	N010-1529-30	sb	sb
	N010-1529-50	sb	sb
	N010-1537-30	sib	sib
	N010-1537-50	sib	sib
19	N160-0051	x	x
20	N080-0472-BK1SG	x	x
21	N475-0557-BK1SG	x	x
22	N475-0583-BK1SG	sib	
	N475-0584-BK1SG		sib
23	N590-0336-BK1SG	x	
	N590-0337-BK1SG		x
24	N010-1607-SER	30mbar	
	N010-1608-SER	50mbar	
	N010-1609-SER		30mbar
	N010-1610-SER		50mbar
25	N380-0043-BK	x	x
26	N160-0045	x	x
27	N215-0027	x	x
28	N555-0097	x	x
29	N750-0106	sb	sb
	N750-0107	sib	sib
30	N010-1611-BK-SER	x	x
31	N385-0226-SER	x	x
32	N370-1090-SER	x	x

x- standard part
p- propane
n- natural
ac- accessory

Item	Part #	LD365	LD425
33	N530-0032	p	p
	N530-0033	p	p
	N530-0034	p	p
	N530-0035	p	p
	N530-0036	p	p
	N530-0037	p	p
	N530-0038	p	p
	N530-0039	p	p
	N530-0042	p	p
	N530-0043	p	p
	N530-0044	p	p
	N530-0046	p	p
34	N010-1538-BK-SER	x	x
35	N080-0422-BK-SER	x	x
36	N430-0002	sib	sib
37	N475-0581-BK1SG	x	
	N475-0582-BK1SG		x
38	N080-0491-BK1SG	sib	sib
39	N080-0488-BK1SG	sib	sib
40	N370-0845CE	x	x
41	N570-0118	x	x
42	N010-1493-BK-SER	sib	
	N010-1495-BK-SER		sib
43	N105-0021-BK0TX	x	x
44	N015-0014	x	x
45	Z450-0015	x	x
46	N120-0048-BK0TX	x	x
47	N745-0010-BK0TX	x	x
48	N272-0004-BK0TX	x	x
49	N272-0003-BK0TX	x	x
50	N010-1427-BK-SER	sb	sb
51	N010-1427-BK	sb	sb
52	Z305-0008	sb	sb
53	N100-0066	sb	sb
54	N010-1496-BK-SER	sib	sib
55	N335-0099-BK1HR	sb/sib	sb/sib
56	Z325-0013	sb/sib	sb/sib
57	Z430-0002	sb/sib	sb/sib
58	S81004	sib	sib
59	N240-0037	sib	sib
60	N570-0082	sb/sib	sb/sib
61	N500-0072	sb/sib	sb/sib
62	N710-0116	sib	sib
63	N010-1496-BK	sib	sib
64	N570-0013	sib	sib
65	S83009	sib	sib
66	N485-0021	sb/sib	sb/sib
67	Z580-0003	sb/sib	sb/sib

x- standard part
p- propane
n- natural
ac- accessory

Item	Part #	LD365	LD425
68	S86002	sib	sib
69	N325-0094-BK0TX-SER	sib	sib
70	N105-0011	sib	sib
	62050	x	x
71	N570-0038	x	x

Accessories Parts List

	Description	LD365	LD425
69312	rotisserie kit	ce	ce
69313	rotisserie kit	gb	gb
69315	rotisserie kit	il	il
61444	grill cover	ac	ac
56425	cast iron griddle	ac	ac
56426	cast iron griddle	ac	ac
67732	charcoal tray	ac	ac
62007	grease trays foil (5 pieces)	ac	ac

x- standard part
p- propane
n- natural
ac- accessory

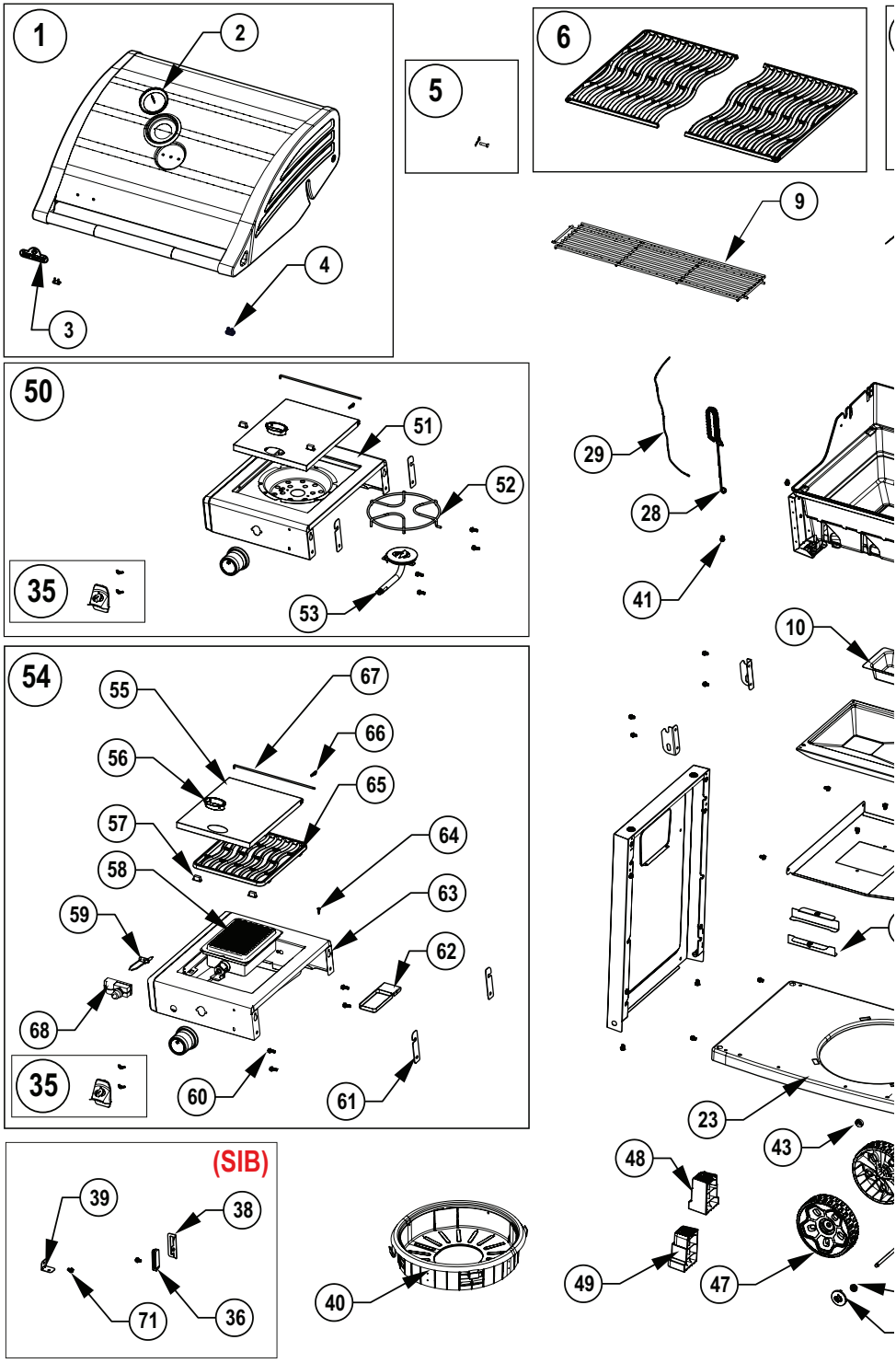
1
2
3
4
5
6
9
50
51
52
53
35
29
28
41
10
54
55
56
57
58
59
60
61
62
63
64
65
66
67
68
35
23
43
48
49
47
(SIB)
39
38
71
36
40

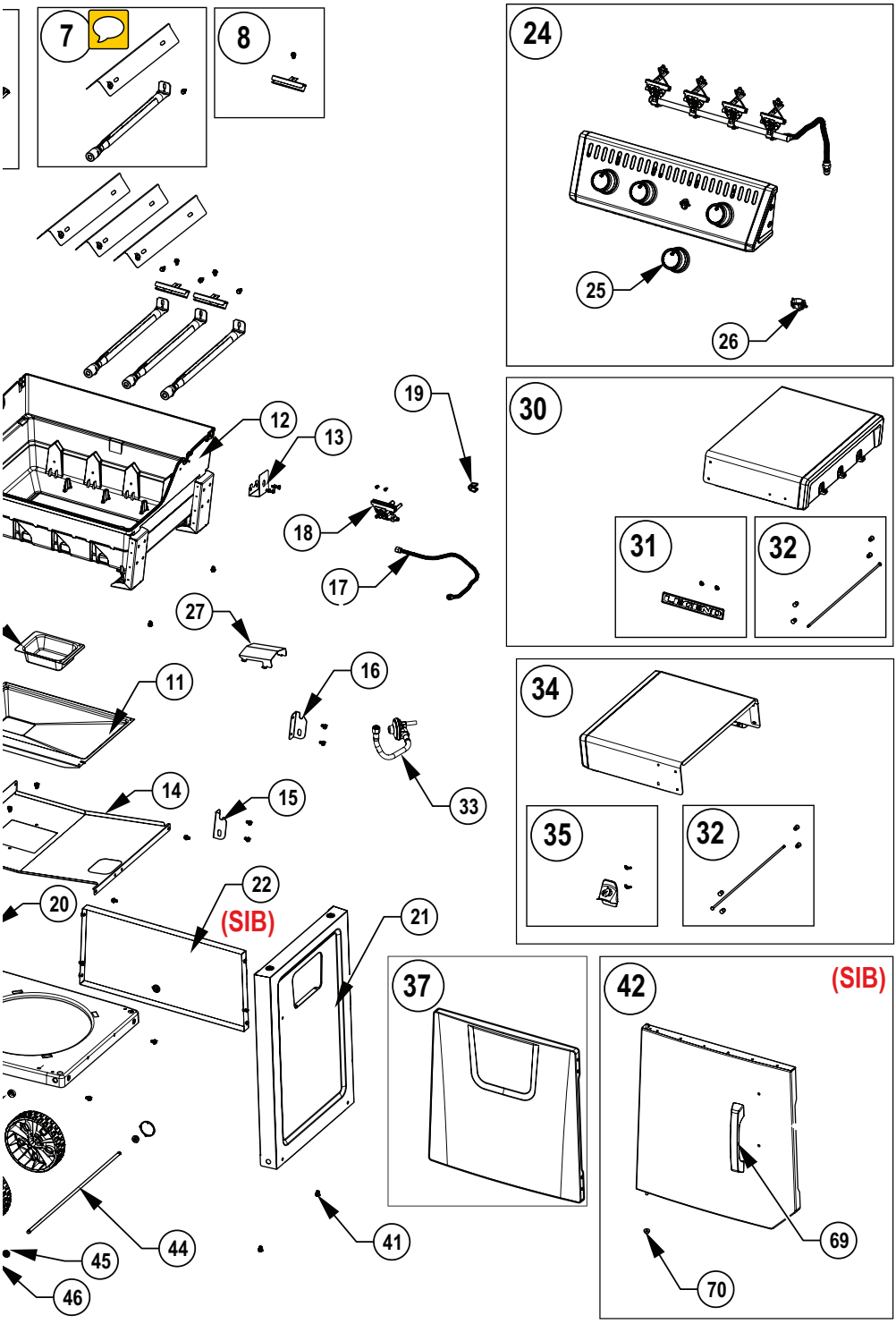
7
8
24
25
26
30
31
32
34
35
32
37
42
(SIB)
69
70
12
13
19
18
17
27
11
16
33
14
15
22
(SIB)
21
20
44
45
46
41

Notes

LD425/365



LD425/365SB



LD425/365DSIB



Napoleon products are protected by one or more U.S. and Canadian and/or foreign patents or patents pending.

PHONE:
+31 345 588655

EMAIL
info@napoleongrills.nl

ONLINE
www.napoleon.com

WOLF STEEL EUROPE
De Riemsdijk 22, 4004 LC,
Tiel, The Netherlands

N415-0754CE | C | **Last Revision: MAY 09, 2022**